AS BUILT REGISTER AND ISSUE ADVICE

Project: **GRENFELL TOWER REFURBISHMENT PROJECT**

AS BUILT DRAWINGS		Day		23
		Month		05
Number	Drawing Title	Year		16

		Scale		
Site Drawings				
(00)012	Proposed Site Plan	1:1000@A1		X
Proposed Plans				
(04)101	Proposed Ground Floor Plan	1:50@A1		X
(04)102	Proposed Mezzanine Plan	1:50@A1		X
(04)103	Proposed Walkway Plan	1:50@A1		X
(04)104	Proposed Walkway +1 Plan	1:50@A1		X
(04)120	Demolition - Basement	1:50@A1		X
(04)121	Demolition - Ground Floor	1:50@A1		X
(04)122	Demolition - Mezzanine	1:50@A1		X
(04)123	Demolition - Walkway	1:50@A1		X
(04)124	Demolition - Walkway +1	1:50@A1		X
(04)202	Flat Type 3 - Mezz 1 Bed	1:20@A1		X
(04)203	Flat Type 4 - Mezz 2 Bed	1:20@A1		X
(04)204	Flat Type 5 - Wheelchair	1:20@A1		X
(04)205	Flat Type 6 - 4 Bed	1:20@A1		X
Proposed Elevations				
(05)109	Community WC Kitchen	1:20@A1		X
(05)111	Boxing Changing	1:20@A1		X
(05)113	Resi Toilets	1:20@A1		X
(05)114	Resi Wheelchair Toilet	1:20@A1		X
(05)115	Resi WheelChair Elevations	1:20@A1		X
(05)116	Resi 4 Bed Elevations	1:20@A1		X
(05)117	Boxing Accessible Shower	1:20@A1		X
Proposed Sections				
(06)100	Proposed Section A	1:50@A1		X
(06)101	Proposed Section B	1:50@A1		X
(06)103	Proposed Section E - Drainage	1:50@A1		X
(06)104	Proposed Section F - Drainage	1:50@A1		X
(06)105	Proposed Section G - Drainage	1:50@A1		X
(06)110	Proposed Typical Bay	1:20@A1		X
(06)111	Alternative Crown Detail	1:20@A1		X
(06)112	Detail Main Entrance	1:20@A1		X
(06)120	Detail Sections Sheet 1	1:20@A1		X
(06)121	Detail Sections Sheet 2	1:20@A1		X
(06)122	Detail Sections Sheet 3	1:20@A1		X
Fire Strategy				
(08)100	Fire Access Strategy	1:100@A1		X
(08)101	Fire Escape Strategy	1:100@A1		X
Internal Walls				X
(22)100	Partition Types	1:10@A1		X
(22)101	Setting Out Plan Ground Plan	1:50@A1		X
(22)102	Setting Out Plan Mezzanine Plan	1:50@A1		X
(22)103	Setting Out Plan Walkway Plan	1:50@A1		X
(22)104	Setting Out Plan Walkway Plan +1	1:50@A1		X
Doors				
(32)100	Door Types - Internal	1:20@A1		X
(32)102	Glazed Screen Schedule	1:20@A1		X
(32)	Door Schedule			X
(32)	Ironmongery Schedule			X
Ceilings				
(35)101	Ground Floor RCP	1:50@A1		X
(35)102	Mezzanine RCP	1:50@A1		X
(35)103	Walkway RCP	1:50@A1		X
(35)104	Walkway+1 RCP	1:50@A1		X
Wall Finishes				
(42)100	Proposed wall finishes	1:100@A1		X
Floor Finishes				
(43)100	Floor Finish Plans	1:100@A1		X
(43)110	Floor type details	1:10@A1		X
FFE				
(72)100	Reception Desk	1:20@A1		X
(72)101	Nursery Kitchen & Office	1:20@A1		X
(72)104	Modifications to refuse chute			X
(74)	Sanitaryware Schedule			X
A2	External Finishes Schedule			X
SK110	Elevations	1:200@A1		X
PL312	Proposed West Elevation	1:50@A1		X
PL313	Proposed East Elevation	1:50@A1		X
PL314	Proposed South Elevation	1:50@A1		X
PL315	Proposed North Elevation	1:50@A1		X
PL320	Proposed Detail Section 1	1:20@A1		X
PL321	Proposed Detail Section 2	1:20@A1		X
PL322	Proposed West Elevation	1:50@A1		X
PL323	Proposed East Elevation	1:50@A1		X
PL324	Proposed South Elevation	1:50@A1		X
PL325	Proposed North Elevation	1:50@A1		X

00,01,02 = Issue No/Revision, d=Cad drawing, p=pdf,
Status: FI=for information, B=Billing, P=Planning, C=Construction, T=Tender, ER = Employer's Requirement

NOTE

1. THIS DRAWING IS COPYRIGHT STUDIO E LLP.
2. THE CONTRACTOR MUST NOT SCALE FROM THE DRAWING ALL DIMENSIONS TO BE TAKEN FROM DIMENSION STRINGS.
3. WHERE ANY DISCREPANCIES ARE FOUND BETWEEN DIMENSIONS THESE MUST BE BROUGHT TO THE ATTENTION OF THE ARCHITECTS FOR RESOLUTION.
4. WHERE DISCREPANCIES EXIST BETWEEN REFERENCE OR ASSEMBLY DRAWINGS & DETAIL DRAWINGS, THE LATTER TAKE PREFERENCE.

KEY

HOARDING TO PERMIT COMPLETION OF PLAY AREA AND FENCE

HOARDING ALIGNED WITH EXISTING KERBLINE SOFT LANDSCAPING REDUCED BY 1285mm

RETAINED/ REBUILT WALL TO MATCH KALC

BIKE LOCK UP

REFUSE BIN STORE

EMB office No 1

EMB Community Centre

Office

Kitchen

Site Plan

Hard Landscape Materials Key

01 Exposed Aggregate Charcon Ecopave Grey Concrete Pavers – 200x 100x 60mm

01a Exposed aggregate concrete (Vehicular route) 80mm Kellen or Charcon- Q24/1108

02 Permeable Rubber Crumb Safety Surface - Q26/360

03 Precast Concrete Steps - Including handrail and Tactile Paving - Q24/135

04 Drainage Channels - Q10/170

05 Grass - Q30

06 Herbaceous/Shrub Planting - Q31

07 Tree Planting in Soft Landscape - min. 25cm girth - Q31/507

08 Tree Planting in Paving - Semi Mature 25-30cm girth - Q31/502

09 1.8m Freestanding seats

10 Play Equipment - Q52

11 Bollards - Retractable - Q50/191

12 Bollards - Fixed - Q50/190

14 Metal edge Q10

16 Flat top wide precast concrete edge w/ 125mm upstand - Q10/111

17 Precast kerb to planter with 125mm upstand

18 1800mm high Vertical Steel Bar Railings - Q40/340

19 Lighting Columns to Lighting Engineer's details

20 Existing lighting columns to be retained

21 Litter Bins - Q50/249 - locations tbc

22 Retained/ rebuilt wall to match KALC landscaping

23 1.8m concrete seat Q50/226

24 Cycle Parking- Sheffield Stands to Q50/210

25 Recycle bins compound

New Tarmac Wearing Course- levels as existing

Herringbone pattern Charcon Ecopave Grey Fleck 100x 200x 60mm pavings

Charcon Ecopave Grey Fleck/ Kellen 80mm block paving (Fire access/ KALC road interface)

Tarmac Table Top/ Transitions

600x 600mm paving slabs as existing Grenfell Road Pavement Surface

N

0 5 10 15 20m @ 1:200

06	03/05/16	Finishes Modified
05	29/04/16	Finishes Modified
04	26/04/16	Finishes Modified
03	29/03/16	Finishes Modified
02	23/03/16	Finishes Modified
01	15/04/14	Blue line added

Kensington & Chelsea TMO

AS BUILT

STUDIO E ARCHITECTS LTD

310 Linton House, 164/180 Union Street London SE1 0LH

GRENFELL TOWER REGENERATION PROJECT

PROJECT

PROPOSED SITE PLAN

DRAWING

1:200@A1	19/11/13	
SCALE	DATE	
1279 (00) 012	06	NC
DWG. NO.	ISSUE	CHECKED

RYD00000435/2

RYD00000435_0002

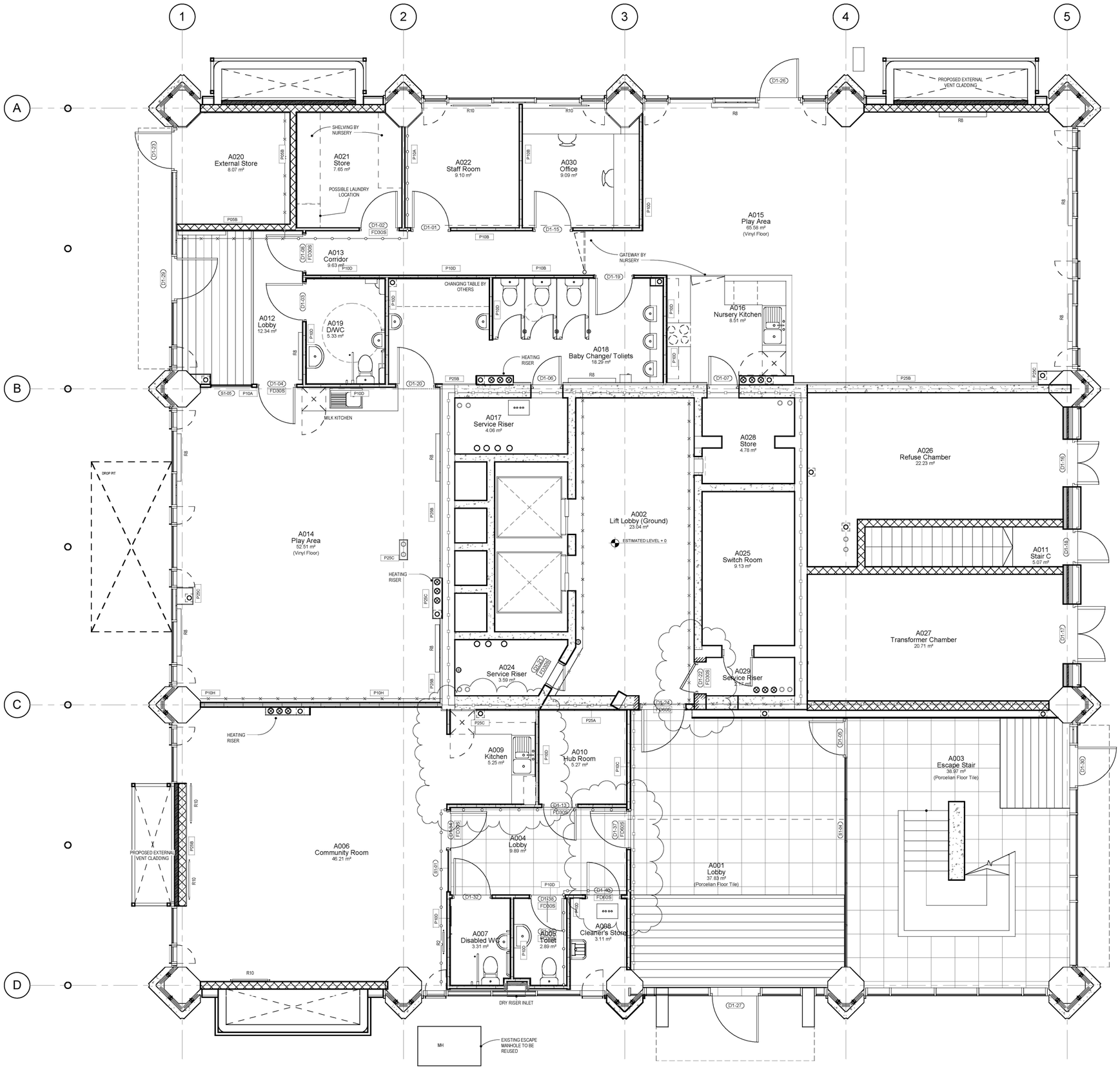

2 Ground Floor
1 : 50

NOTE:

1. THIS DRAWING IS COPYRIGHT STUDIO E LLP.
2. THE CONTRACTORS MUST NOT SCALE FROM THE DRAWING ALL DIMENSIONS TO BE TAKEN FROM DIMENSION STRINGS.
3. WHERE ANY DISCREPANCIES ARE FOUND BETWEEN DIMENSIONS THESE MUST BE BROUGHT FOWARD TO THE ATTENTION OF THE ARCHITECTS FOR RESOLUTION.
4. WHERE DICREPANCIES EXIST BETWEEN REFERENCE OR ASSEMBLY DRAWINGS & DETAIL DRAWINGS, THE LATTER TAKE PREFERENCE.

30 MINUTE FIRE RATING

60 MINUTE FIRE RATING

120 MINUTE FIRE RATING

No.	Description	Date
9	Store at Entrance Modified to BC requirement	03/07/15
8	Comm Kitchen/ Riser Door/ Milk Kitchen	08/05/15
7	Community Kitchen/ Entrance Matt	23/03/15
6	Mechanical AOV Modified/ Door rating	23/02/15
5	Layouts Updated to reflect BC Fire Meeting	28/11/14

Kensington & Chelsea TMO

AS BUILT

STUDIO E ARCHITECTS
[redacted]
www.studioe.co.uk

GRENFELL TOWER REGENERATION PROJECT
PROJECT

Proposed Ground Floor Plan
DRAWING

1 : 50 — SCALE
09/11/13 — DATE

1279 (04) 101 — DWG. NO.
09 — REVISION
CHECKED

RYD00000435/3

RYD00000435_0003

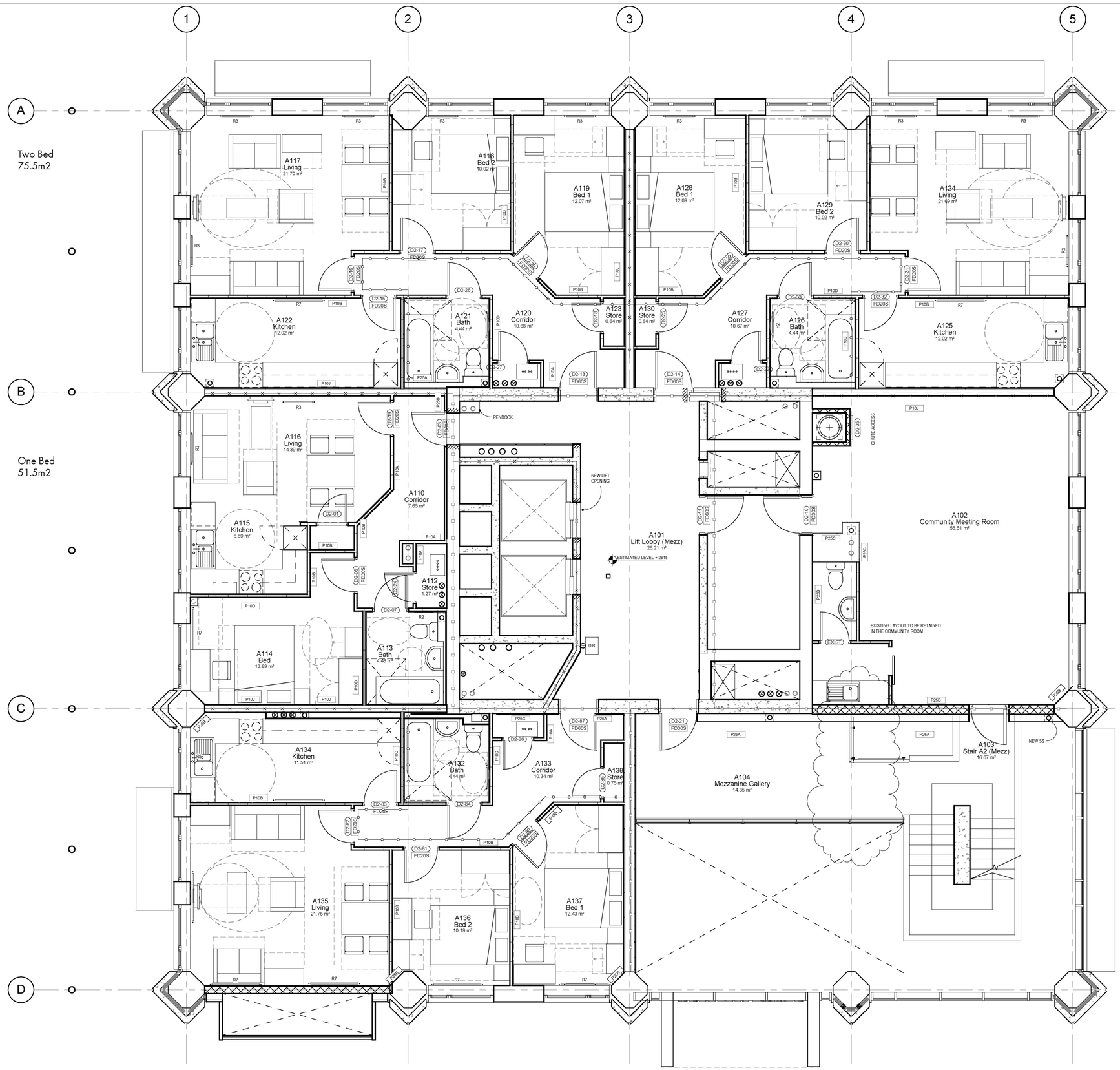

NOTE:

1. THIS DRAWING IS COPYRIGHT STUDIO E LLP.
2. THE CONTRACTORS MUST NOT SCALE FROM THE DRAWING ALL DIMENSIONS TO BE TAKEN FROM DIMENSION STRINGS.
3. WHERE ANY DISCREPANCIES ARE FOUND BETWEEN DIMENSIONS THESE MUST BE BROUGHT FOWARD TO THE ATTENTION OF THE ARCHITECTS FOR RESOLUTION.
4. WHERE DICREPANCIES EXIST BETWEEN REFERENCE OR ASSEMBLY DRAWINGS & DETAIL DRAWINGS, THE LATTER TAKE PREFERENCE.

30 MINUTE FIRE RATING

60 MINUTE FIRE RATING

120 MINUTE FIRE RATING

No.	Description	Date
10	Glazed Screen and Door removed	17/11/15
9	2 Bed App. change 3 to 4 Person	Date 13
8	Mechanical AOV Modified/ Door rating	23/02/15
7	New Flat Updated	27/01/15
6	Kitchen Layouts Updated	06/01/15
5	Layouts Updated to reflect BC Fire Meeting	28/11/14

Kensington & Chelsea TMO

AS BUILT

STUDIO E ARCHITECTS
213 Stere Street, HEATHER Drew Street
London, EC1 0DS
[redacted]
www.studioe.co.uk

GRENFELL TOWER REGENERATION PROJECT
PROJECT

Proposed Mezzanine Plan
DRAWING

1 : 50 — SCALE
09/11/13 — DATE

1279 (04) 102 — DWG. NO.
11 — REVISION
CHECKED

1 Mezzaine Floor
1 : 50

RYD00000435/4

RYD00000435_0004

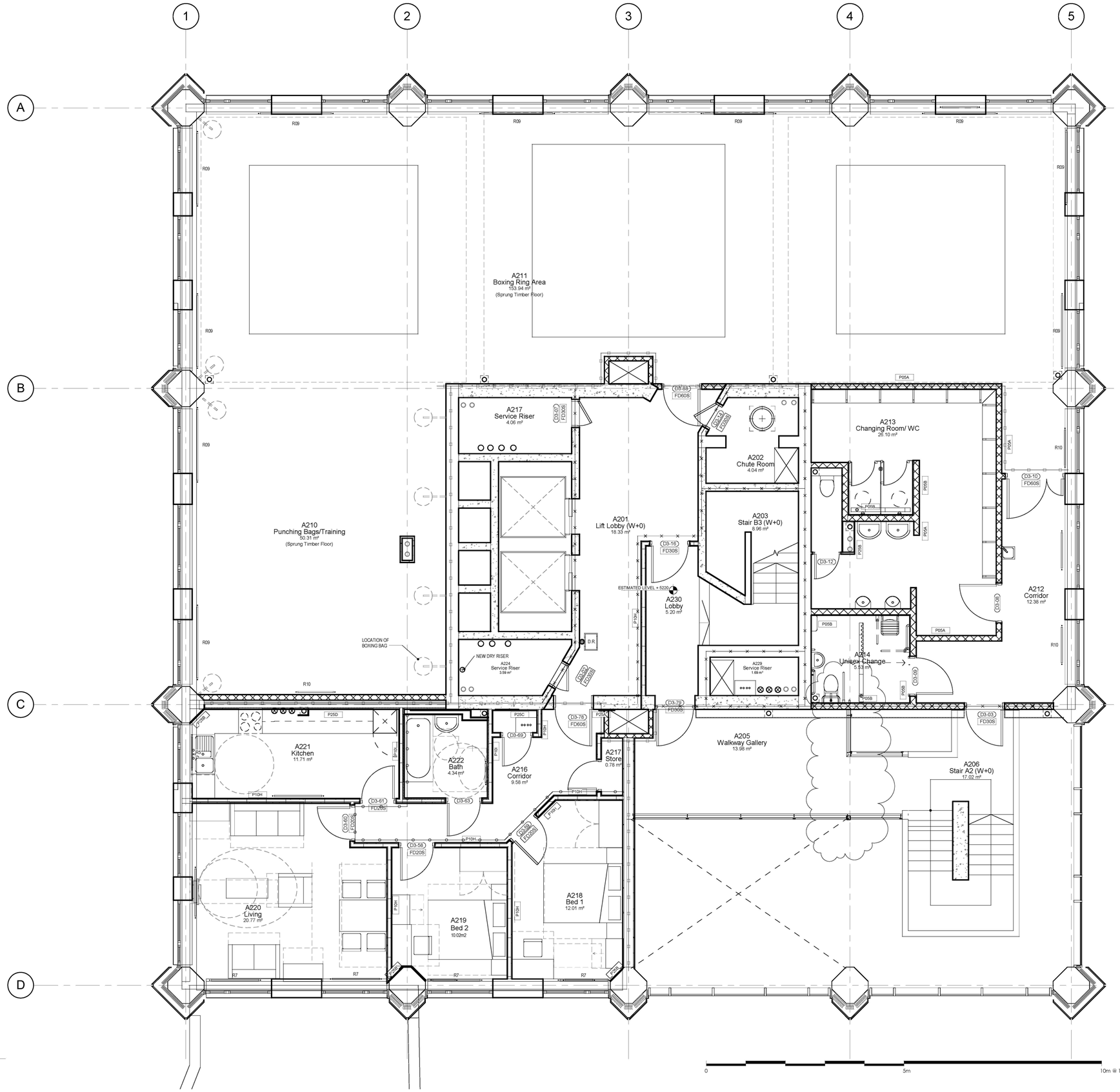

1 **Walkway**
1 : 50

NOTE:

1. THIS DRAWING IS COPYRIGHT STUDIO E LLP.
2. THE CONTRACTORS MUST NOT SCALE FROM THE DRAWING ALL DIMENSIONS TO BE TAKEN FROM DIMENSION STRINGS.
3. WHERE ANY DISCREPANCIES ARE FOUND BETWEEN DIMENSIONS THESE MUST BE BROUGHT FOWARD TO THE ATTENTION OF THE ARCHITECTS FOR RESOLUTION.
4. WHERE DICREPANCIES EXIST BETWEEN REFERENCE OR ASSEMBLY DRAWINGS & DETAIL DRAWINGS, THE LATTER TAKE PREFERENCE.

30 MINUTE FIRE RATING

60 MINUTE FIRE RATING

120 MINUTE FIRE RATING

No.	Description	Date
12	Glazed Screen and Door removed	17/11/15
11	2 Bed Corridor Cupboard Layouts Unified	08/05/15
10	2 Bed App. change 3 to 4 Person	Date 13
9	Mechanical AOV Modified/ Door rating	23/02/15
8	New Flat Updated	27/01/15
7	Kitchen Layouts Updated	06/01/15

Kensington & Chelsea TMO

AS BUILT

STUDIO E ARCHITECTS
310 Union House, 164/180 Union Street
London, EC1 0DH
[redacted]
www.studioe.co.uk

GRENFELL TOWER REGENERATION PROJECT
PROJECT

Proposed Walkway Plan
DRAWING

1 : 50 09/11/13
SCALE DATE

1279 (04) 103 12
DWG. NO. REVISION CHECKED

RYD00000435/5

RYD00000435_0005

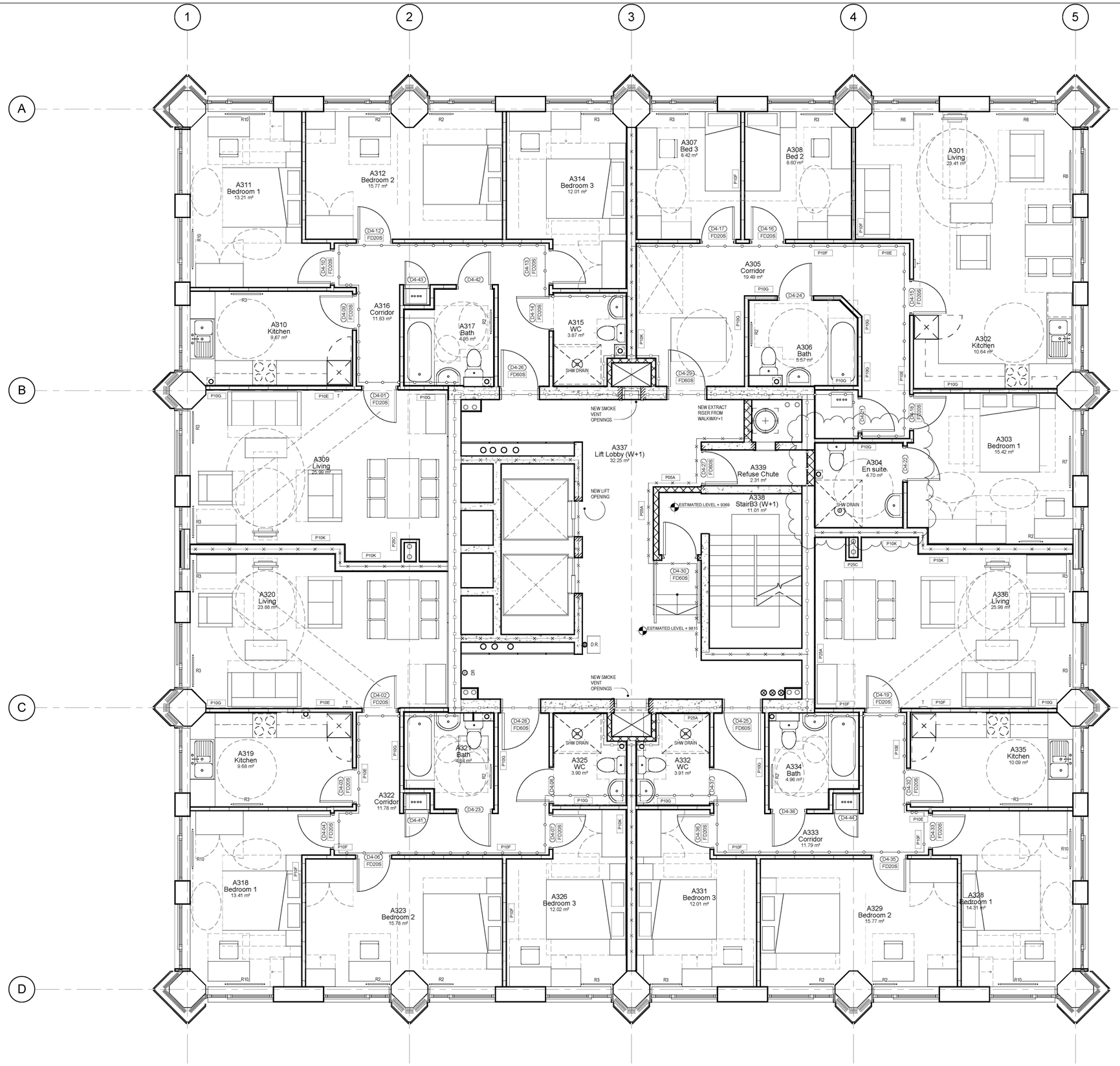

1 Walkway+1
1 : 50

NOTE:

1. THIS DRAWING IS COPYRIGHT STUDIO E LLP.
2. THE CONTRACTORS MUST NOT SCALE FROM THE DRAWING ALL DIMENSIONS TO BE TAKEN FROM DIMENSION STRINGS.
3. WHERE ANY DISCREPANCIES ARE FOUND BETWEEN DIMENSIONS THESE MUST BE BROUGHT FOWARD TO THE ATTENTION OF THE ARCHITECTS FOR RESOLUTION.
4. WHERE DICREPANCIES EXIST BETWEEN REFERENCE OR ASSEMBLY DRAWINGS & DETAIL DRAWINGS, THE LATTER TAKE PREFERENCE.

30 MINUTE FIRE RATING
60 MINUTE FIRE RATING
120 MINUTE FIRE RATING

No.	Description	Date
8	Accessible shower swapped with sink position	08/05/15
7	Mechanical AOV Modified/ Door rating	23/02/15
6	Kitchen Layouts Updated	06/01/15
5	4 Bed flats changed to three Bedrooms	16/12/14
4	Layout tweeked, door numbers rationalised	13/11/14

Kensington & Chelsea TMO

AS BUILT

STUDIO E ARCHITECTS
[redacted]
www.studioe.co.uk

GRENFELL TOWER REGENERATION PROJECT
PROJECT

Proposed Walkway+1 Plan
DRAWING

1 : 50 — SCALE
09/11/13 — DATE

1279 (04) 104 — DWG. NO.
08 — REVISION
CHECKED

RYD00000435/6

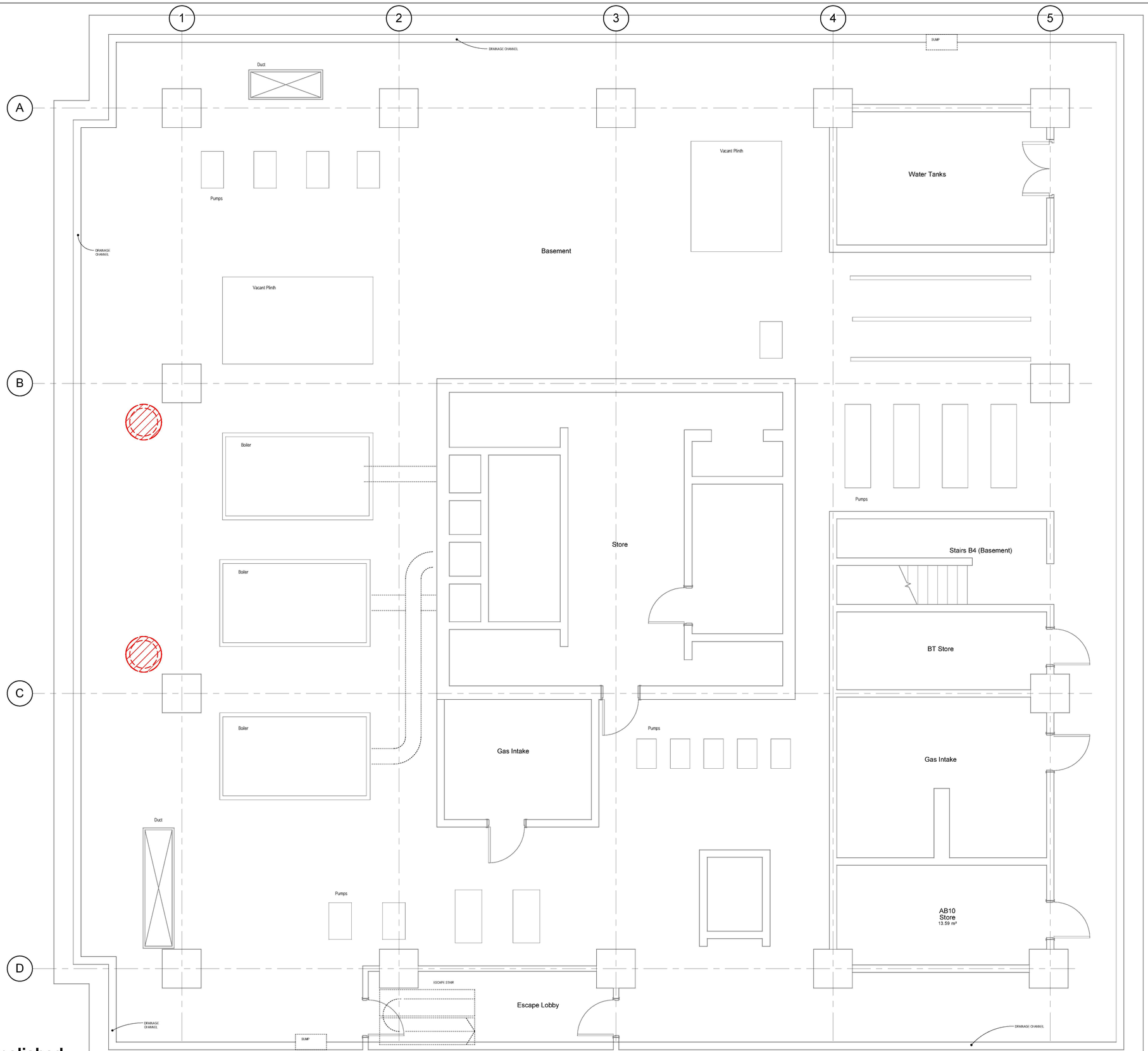

NOTE:

1. THIS DRAWING IS COPYRIGHT STUDIO E LLP.
2. THE CONTRACTORS MUST NOT SCALE FROM THE DRAWING ALL DIMENSIONS TO BE TAKEN FROM DIMENSION STRINGS.
3. WHERE ANY DISCREPANCIES ARE FOUND BETWEEN DIMENSIONS THESE MUST BE BROUGHT FOWARD TO THE ATTENTION OF THE ARCHITECTS FOR RESOLUTION.
4. WHERE DICREPANCIES EXIST BETWEEN REFERENCE OR ASSEMBLY DRAWINGS & DETAIL DRAWINGS, THE LATTER TAKE PREFERENCE.

No.	Description	Date

Kensington & Chelsea TMO

AS BUILT

STUDIO E ARCHITECTS
[redacted]
www.studioe.co.uk

GRENFELL TOWER REGENERATION PROJECT

PROJECT

Demolished Basement Plan

DRAWING

1 : 50 — SCALE

09/11/13 — DATE

1279 (04) 120

DWG. NO. — REVISION — CHECKED

1 B1 - Proposed Basement Demolished

1 : 50

RYD00000435/7

1 0 - Proposed Ground Demolished

1 : 50

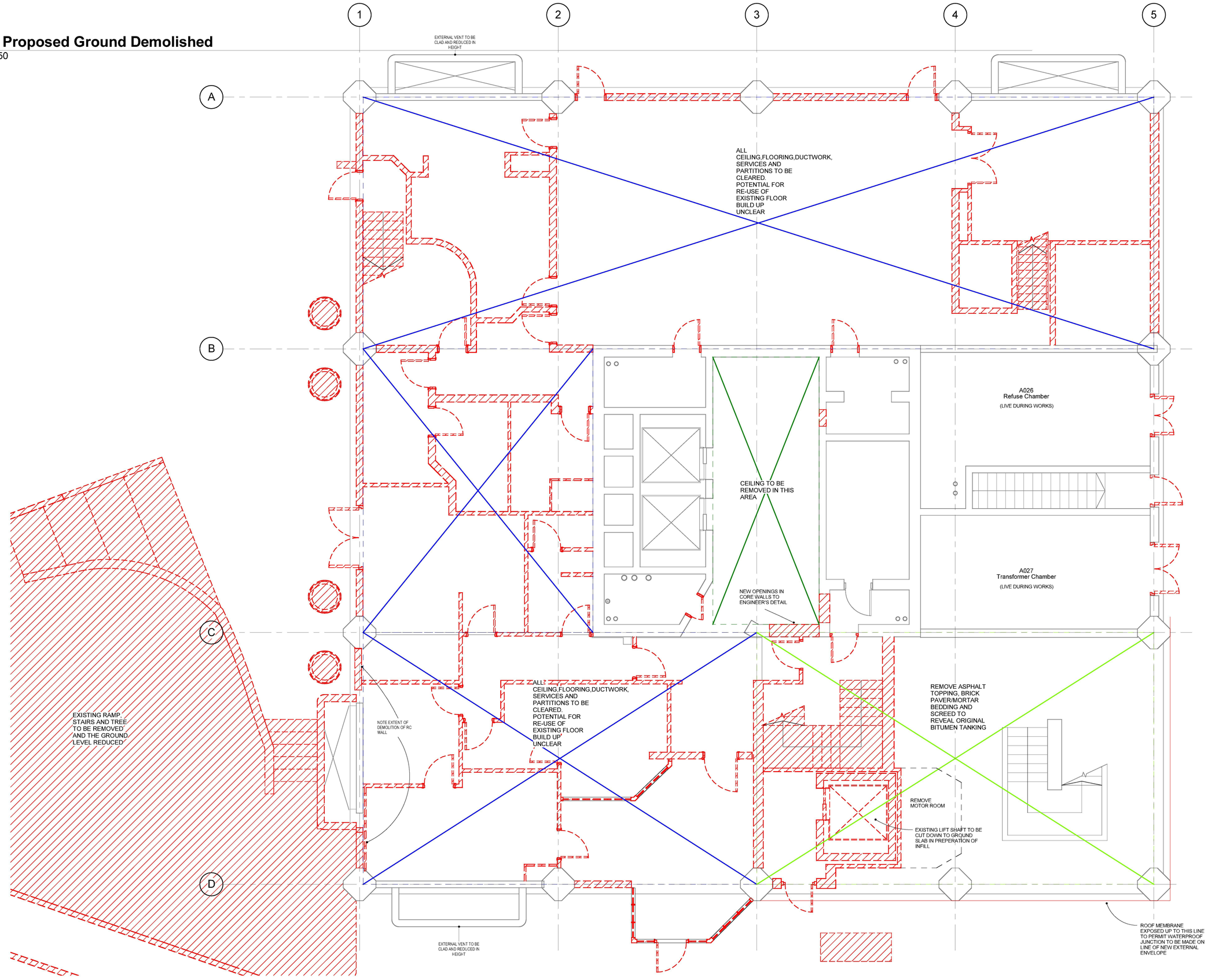

NOTE:

1. THIS DRAWING IS COPYRIGHT STUDIO E LLP.
2. THE CONTRACTORS MUST NOT SCALE FROM THE DRAWING ALL DIMENSIONS TO BE TAKEN FROM DIMENSION STRINGS.
3. WHERE ANY DISCREPANCIES ARE FOUND BETWEEN DIMENSIONS THESE MUST BE BROUGHT FOWARD TO THE ATTENTION OF THE ARCHITECTS FOR RESOLUTION.
4. WHERE DICREPANCIES EXIST BETWEEN REFERENCE OR ASSEMBLY DRAWINGS & DETAIL DRAWINGS, THE LATTER TAKE PREFERENCE.

No.	Description	Date

Kensington & Chelsea TMO

AS BUILT

STUDIO E ARCHITECTS
[redacted]
www.studioe.co.uk

GRENFELL TOWER REGENERATION PROJECT

PROJECT

Demolished Ground Plan

DRAWING

1 : 50	09/11/13
SCALE	DATE

1279 (04) 121		
DWG. NO.	REVISION	CHECKED

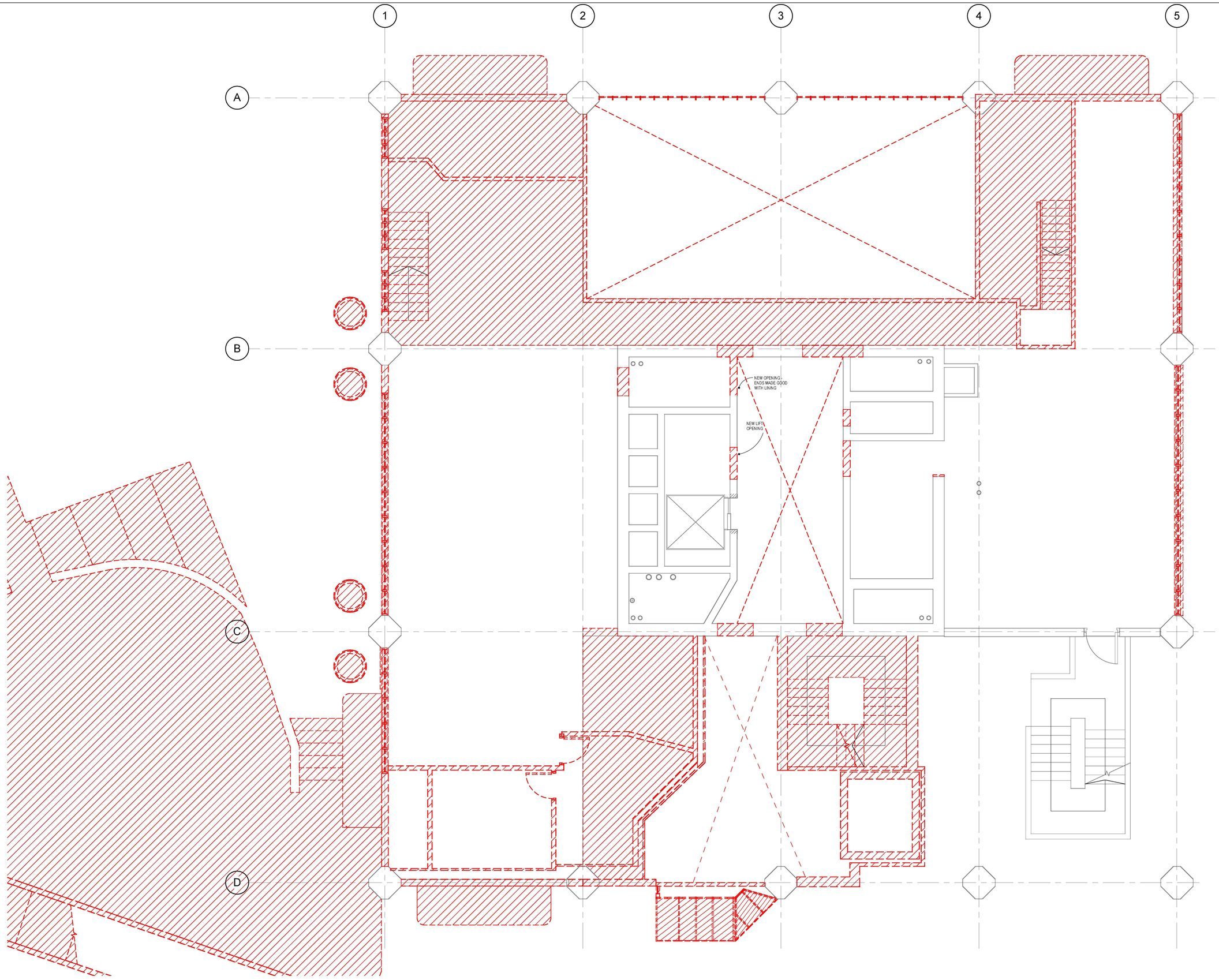

NOTE:

1. THIS DRAWING IS COPYRIGHT STUDIO E LLP.
2. THE CONTRACTORS MUST NOT SCALE FROM THE DRAWING ALL DIMENSIONS TO BE TAKEN FROM DIMENSION STRINGS.
3. WHERE ANY DISCREPANCIES ARE FOUND BETWEEN DIMENSIONS THESE MUST BE BROUGHT FOWARD TO THE ATTENTION OF THE ARCHITECTS FOR RESOLUTION.
4. WHERE DICREPANCIES EXIST BETWEEN REFERENCE OR ASSEMBLY DRAWINGS & DETAIL DRAWINGS, THE LATTER TAKE PREFERENCE.

No.	Description	Date

Kensington & Chelsea TMO

AS BUILT

STUDIO E ARCHITECTS
310 Union House, 164/180 Union Street
London, EC1 0JA
[redacted]
www.studioe.co.uk

GRENFELL TOWER REGENERATION PROJECT
PROJECT

Demolished Mezzanine Plan
DRAWING

1 : 50 — SCALE
09/11/13 — DATE

1279 (04) 122
DWG. NO. — REVISION — CHECKED

RYD00000435/9

RYD00000435_0009

1 2 - Proposed Walkway Demolished

1 : 50

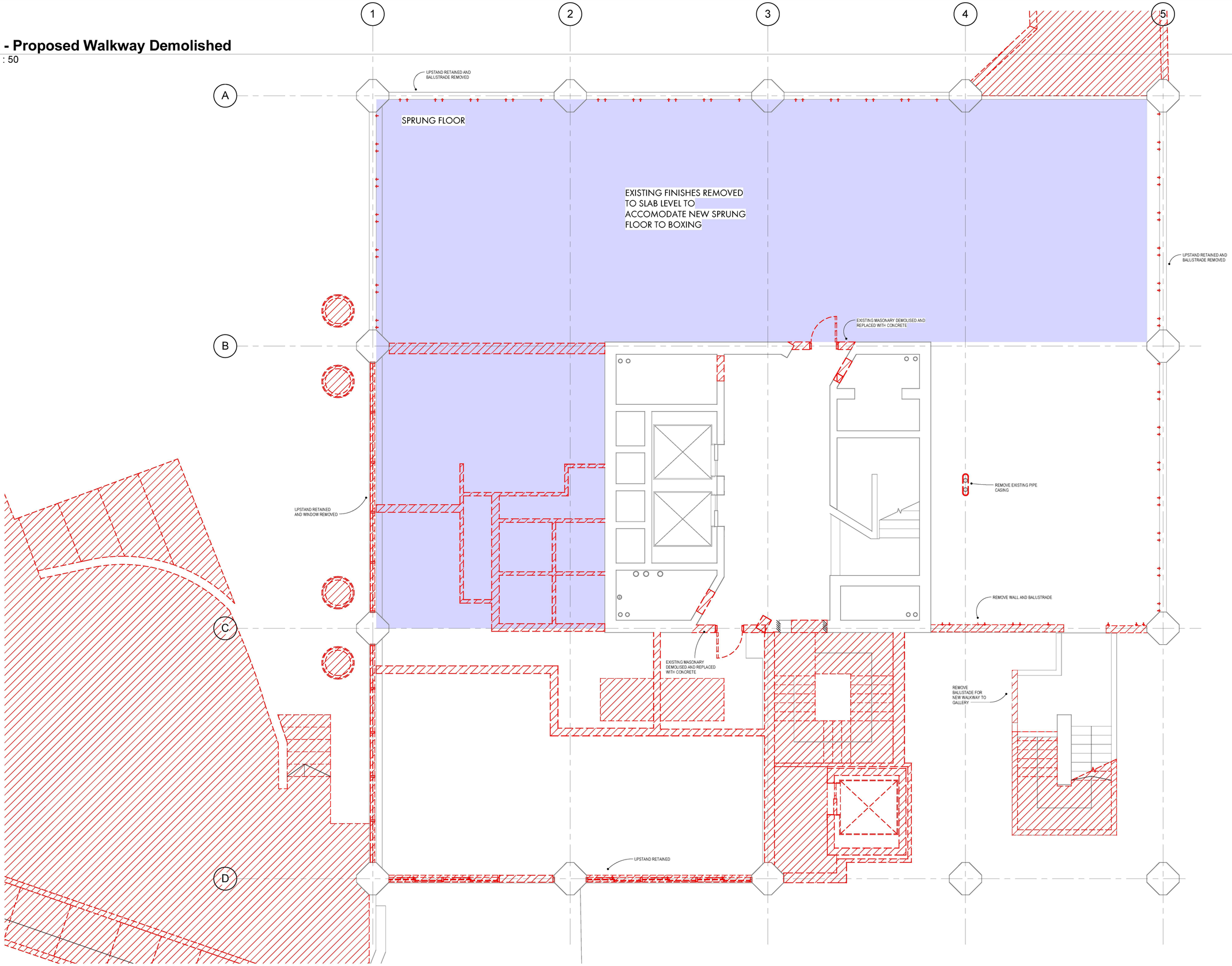

NOTE:

1. THIS DRAWING IS COPYRIGHT STUDIO E LLP.
2. THE CONTRACTORS MUST NOT SCALE FROM THE DRAWING ALL DIMENSIONS TO BE TAKEN FROM DIMENSION STRINGS.
3. WHERE ANY DISCREPANCIES ARE FOUND BETWEEN DIMENSIONS THESE MUST BE BROUGHT FOWARD TO THE ATTENTION OF THE ARCHITECTS FOR RESOLUTION.
4. WHERE DICREPANCIES EXIST BETWEEN REFERENCE OR ASSEMBLY DRAWINGS & DETAIL DRAWINGS, THE LATTER TAKE PREFERENCE.

No.	Description	Date

Kensington & Chelsea TMO

AS BUILT

STUDIO E ARCHITECTS

2/10 Union House, 164/180 Union Street
London, EC1 0NE
[redacted]
www.studioe.co.uk

GRENFELL TOWER REGENERATION PROJECT

PROJECT

Demolished Walkway Plan

DRAWING

1 : 50 — SCALE

09/11/13 — DATE

1279 (04) 123

DWG. NO. — REVISION — CHECKED

RYD00000435/10

RYD00000435_0010

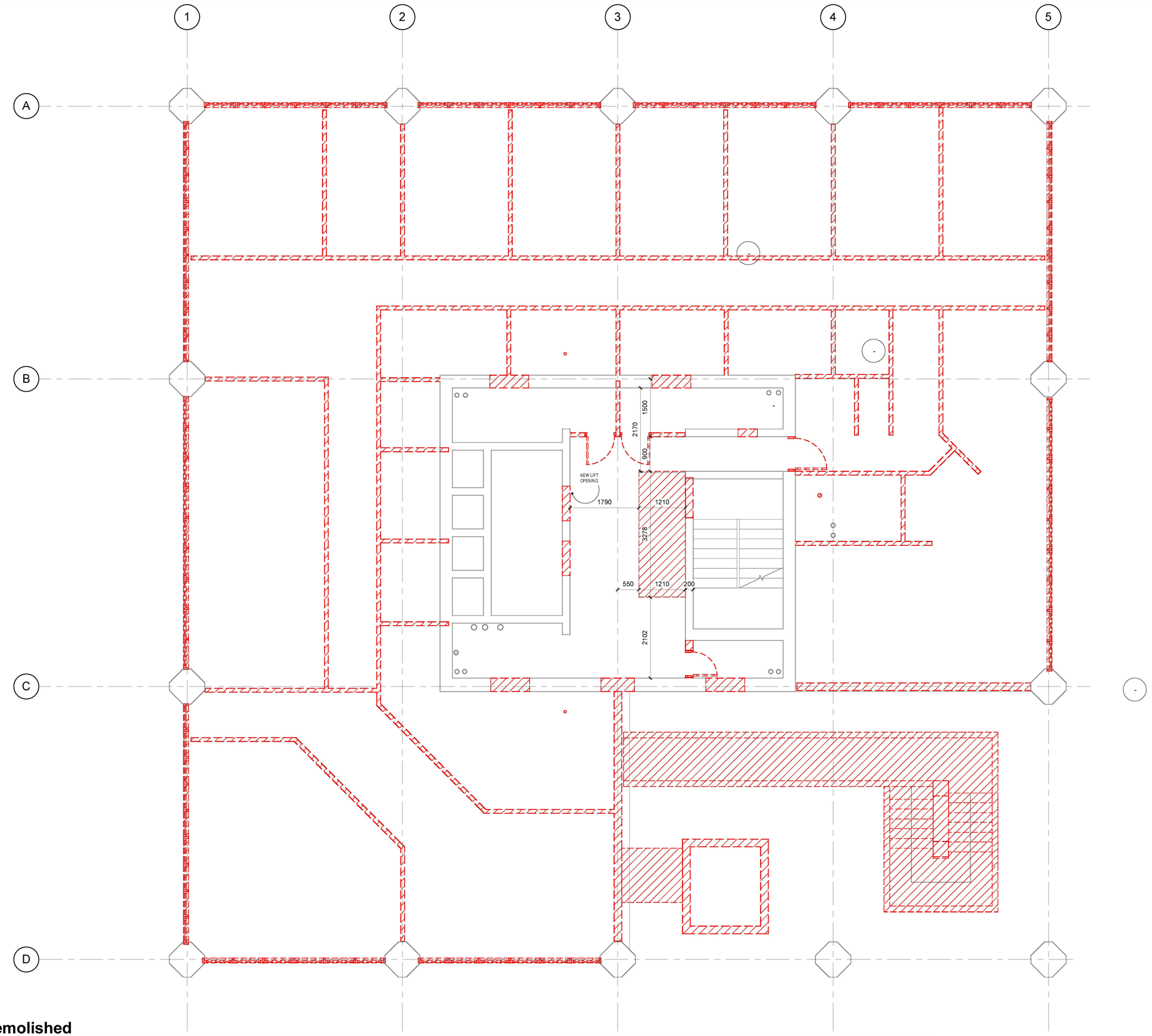

1 **3 - Proposed Walkway+1 Demolished**
1 : 50

NOTE:

1. THIS DRAWING IS COPYRIGHT STUDIO E LLP.
2. THE CONTRACTORS MUST NOT SCALE FROM THE DRAWING ALL DIMENSIONS TO BE TAKEN FROM DIMENSION STRINGS.
3. WHERE ANY DISCREPANCIES ARE FOUND BETWEEN DIMENSIONS THESE MUST BE BROUGHT FOWARD TO THE ATTENTION OF THE ARCHITECTS FOR RESOLUTION.
4. WHERE DICREPANCIES EXIST BETWEEN REFERENCE OR ASSEMBLY DRAWINGS & DETAIL DRAWINGS, THE LATTER TAKE PREFERENCE.

No.	Description	Date

Kensington & Chelsea TMO

AS BUILT

STUDIO E ARCHITECTS
[redacted]
www.studioe.co.uk

GRENFELL TOWER REGENERATION PROJECT
PROJECT

Demolished Walkway+1 Plan
DRAWING

1 : 50 — SCALE
09/11/13 — DATE

1279 (04) 124
DWG. NO. — REVISION — CHECKED

RYD00000435/11

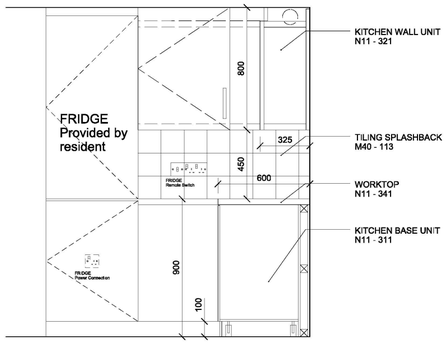

1 Kitchen elevation 1
1:20

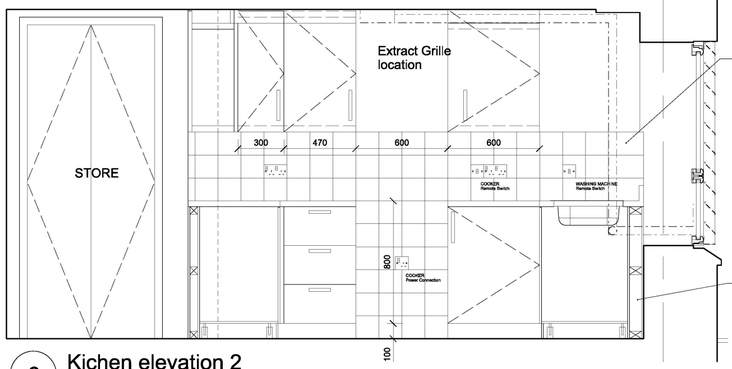

2 Kichen elevation 2
1:20

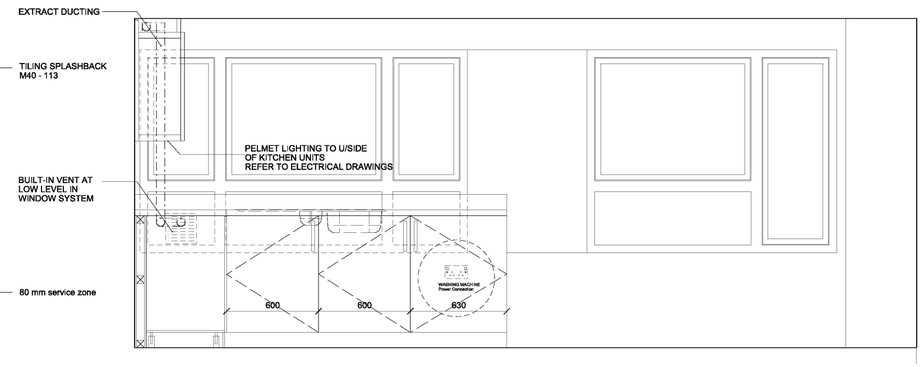

3 Kitchen Elevation 3
1:20

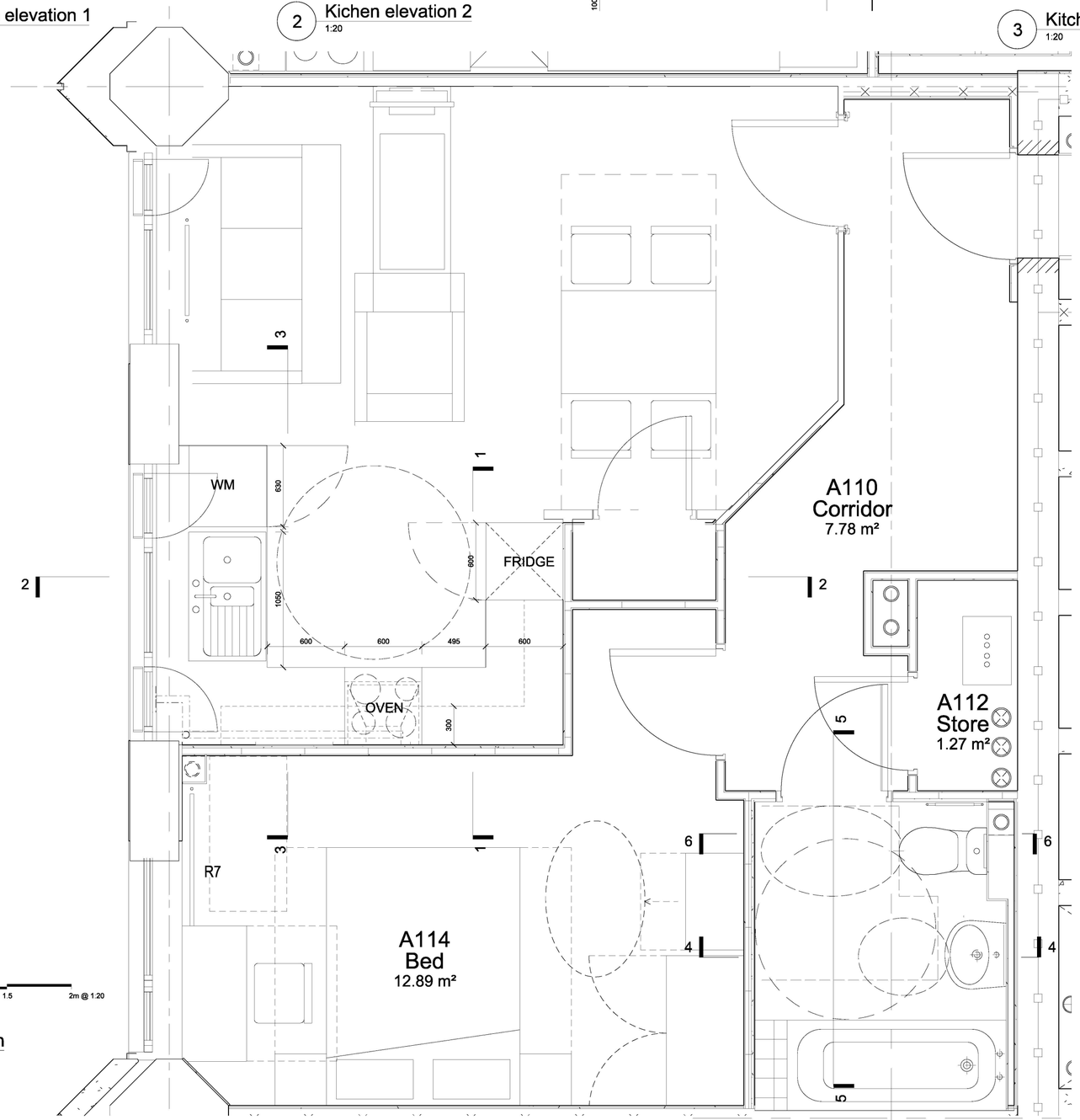

7 Flat Type 3 Plan
1:20

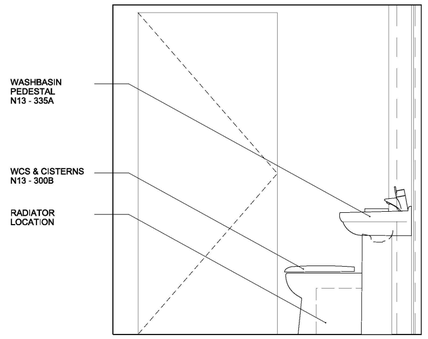

4 Bathroom 1
1:20

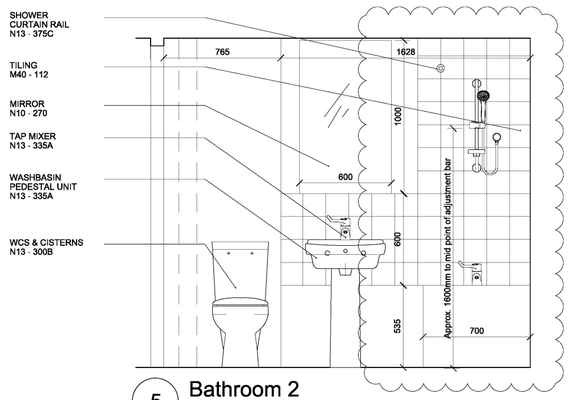

5 Bathroom 2
1:20

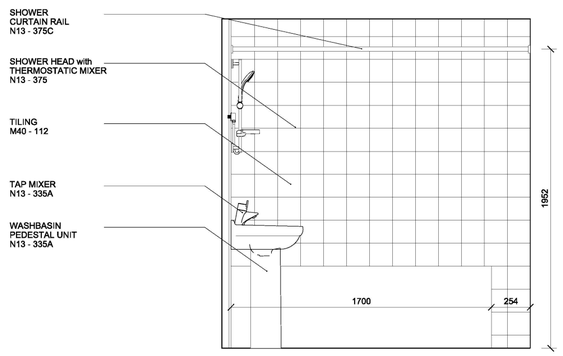

6 Bathroom 3
1:20

NOTE

1. THIS DRAWING IS COPYRIGHT STUDIO E LLP.
2. THE CONTRACTOR MUST NOT SCALE FROM THE DRAWING ALL DIMENSIONS TO BE TAKEN FROM DIMENSION STRINGS.
3. WHERE ANY DISCREPANCIES ARE FOUND BETWEEN DIMENSIONS THESE MUST BE BROUGHT TO THE ATTENTION OF THE ARCHITECTS FOR RESOLUTION.
4. WHERE DISCREPANCIES EXIST BETWEEN REFERENCE OR ASSEMBLY DRAWINGS & DETAIL DRAWINGS, THE LATTER TAKE PREFERENCE.

04	20/02/15	Comments Incorporated
03	27/01/15	Service Modifications
02	06/01/15	Units/ Sink Position Tweaked
01	22/12/14	Updated Layouts/ Electrical
00	12/11/13	Employers Requirements

Kensington & Chelsea TMO

AS BUILT

STUDIO E ARCHITECTS LTD

310 Linton House, 164/180 Union Street
London SE1 0LH

GRENFELL TOWER
REGENERATION PROJECT
PROJECT

FLAT TYPE 3
MEZZANINE 1 BED
DRAWING

1:20@A1 — SCALE
12/11/13 — DATE

1279 (04) 202 — DWG. NO.
04 — ISSUE
CHECKED

RYD00000435/12

RYD00000435_0012

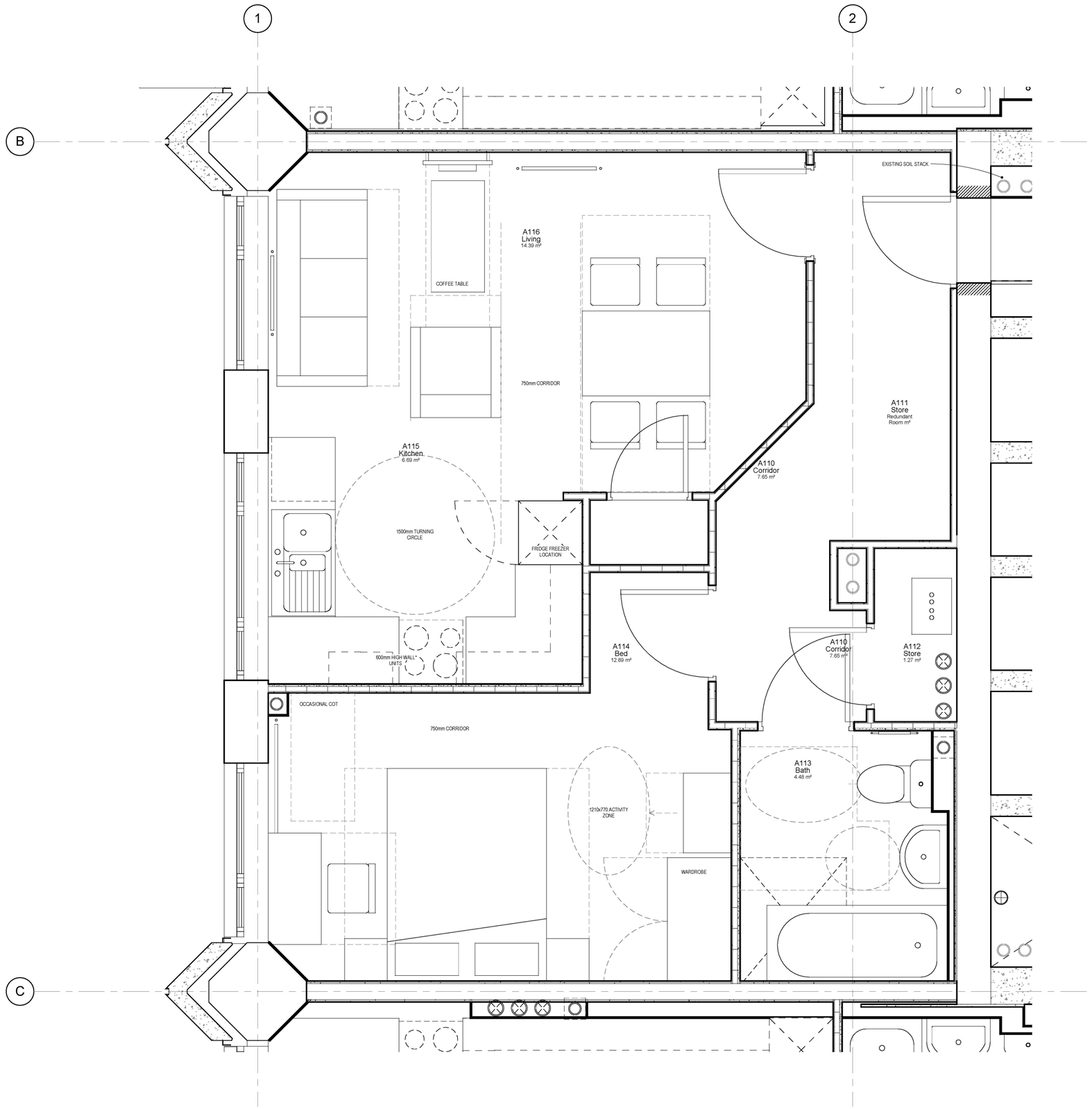

1 2 - Mezz - 1 Bed

1 : 20

NOTE:

1. THIS DRAWING IS COPYRIGHT STUDIO E LLP.
2. THE CONTRACTORS MUST NOT SCALE FROM THE DRAWING ALL DIMENSIONS TO BE TAKEN FROM DIMENSION STRINGS.
3. WHERE ANY DISCREPANCIES ARE FOUND BETWEEN DIMENSIONS THESE MUST BE BROUGHT FOWARD TO THE ATTENTION OF THE ARCHITECTS FOR RESOLUTION.
4. WHERE DICREPANCIES EXIST BETWEEN REFERENCE OR ASSEMBLY DRAWINGS & DETAIL DRAWINGS, THE LATTER TAKE PREFERENCE.

A	00.00.02	Xxxx Xxxx Xxxx	

AS BUILT

Kensington & Chelsea TMO

STUDIO E LLP
Palace Wharf, Rainville Road,
London, W6 9HN
[redacted]
www.studioe.co.uk

GRENFELL TOWER REGENERATION PROJECT

PROJECT

Flat Type 3 - Mezz 1 Bed

DRAWING

1 : 20	18/06/14
SCALE	DATE
(04) 202	A
DWG. NO.	REVISION CHECKED

19/04/2016 12:20:14

RYD00000435/13

RYD00000435_0013

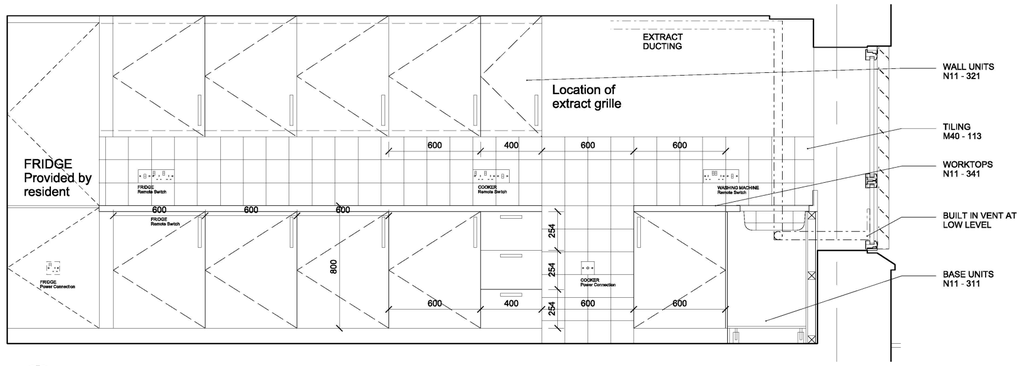

1 Elevation D
1:20

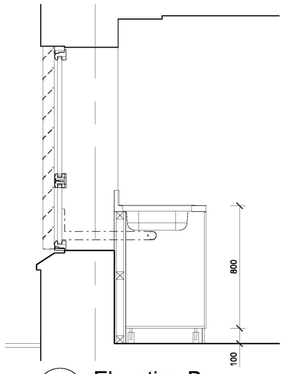

2 Elevation B
1:20

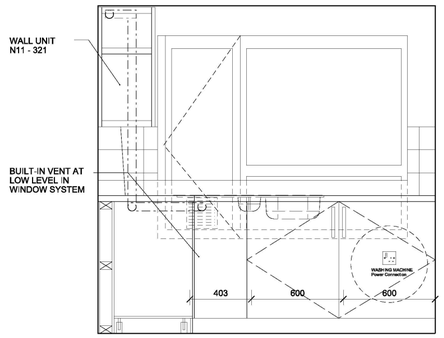

3 Elevation A
1:20

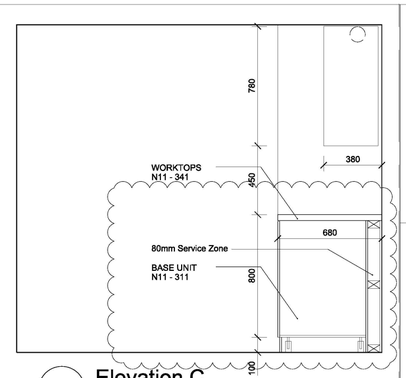

4 Elevation C
1:20

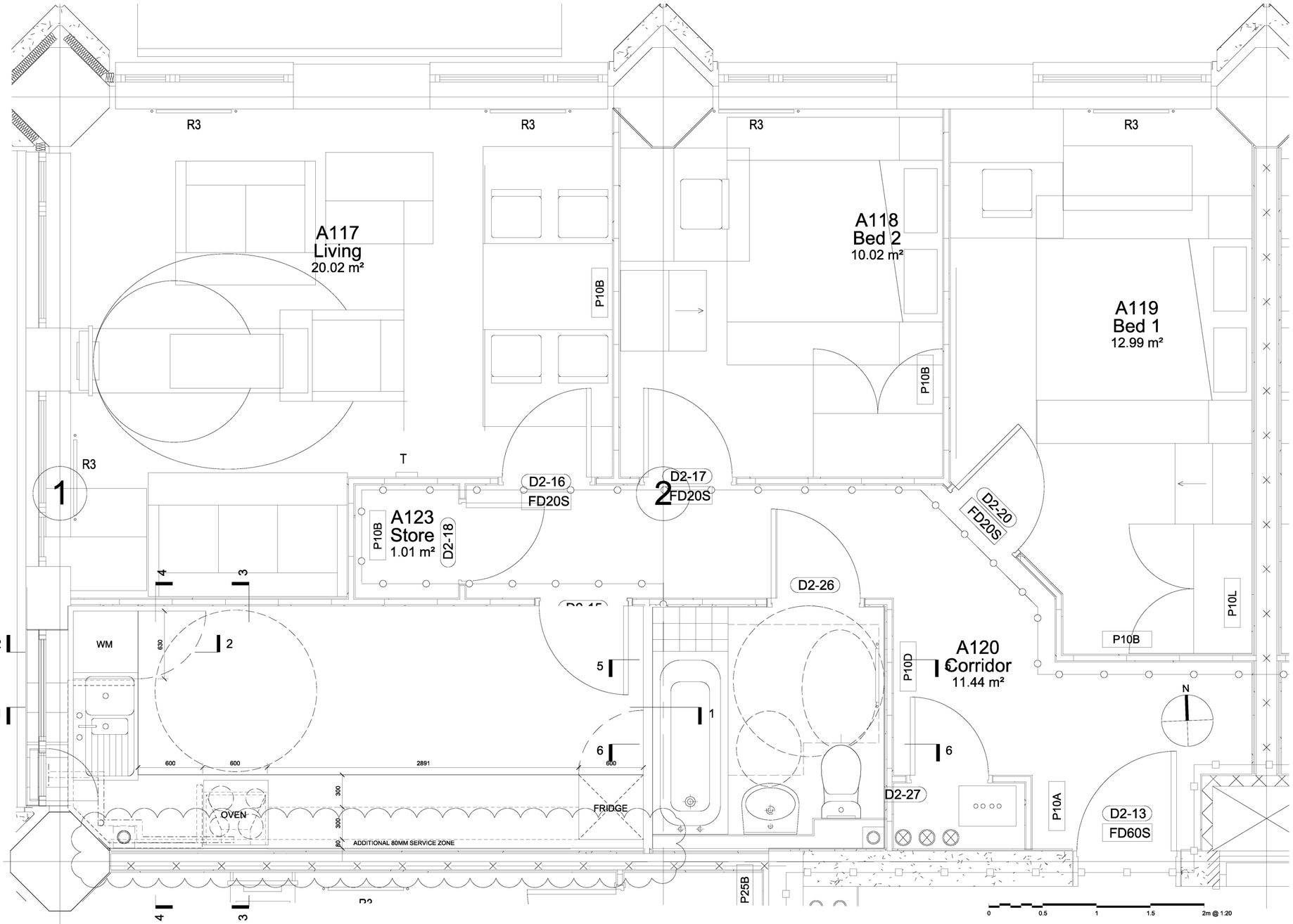

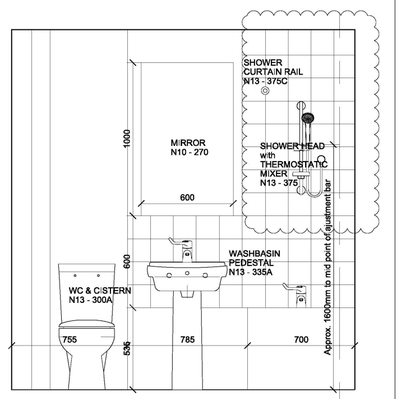

5 Bathroom 2
1:20

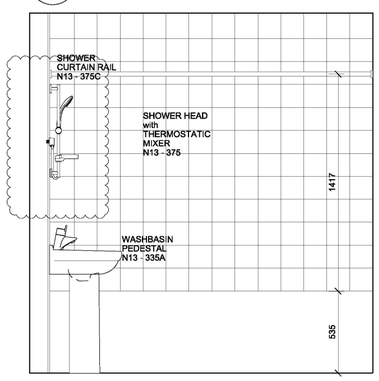

6 Bathroom 3
1:20

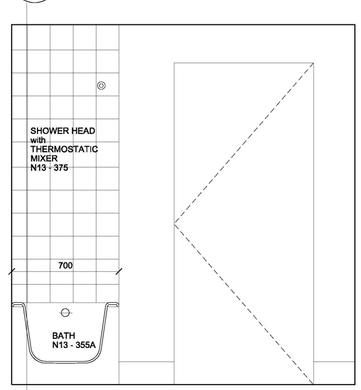

NOTE

1. THIS DRAWING IS COPYRIGHT STUDIO E LLP.
2. THE CONTRACTOR MUST NOT SCALE FROM THE DRAWING ALL DIMENSIONS TO BE TAKEN FROM DIMENSION STRINGS.
3. WHERE ANY DISCREPANCIES ARE FOUND BETWEEN DIMENSIONS THESE MUST BE BROUGHT TO THE ATTENTION OF THE ARCHITECTS FOR RESOLUTION.
4. WHERE DISCREPANCIES EXIST BETWEEN REFERENCE OR ASSEMBLY DRAWINGS & DETAIL DRAWINGS, THE LATTER TAKE PREFERENCE.

04	20/02/15	Comments Incorporated
03	26/01/15	Service Update
02	06/01/15	Sink Position Tweaked
01	22/12/14	Updated Layouts/ Electrical
00	12/11/13	Employers Requirements

Kensington & Chelsea TMO

AS BUILT

STUDIO E ARCHITECTS LTD

310 Linton House, 164/180 Union Street London SE1 0LH

GRENFELL TOWER REGENERATION PROJECT

PROJECT

FLAT TYPE 4 MEZZANINE 2 BED

DRAWING

1:20@A1 — SCALE

12/11/13 — DATE

1279 (04) 203 — DWG. NO.

04 — ISSUE

CHECKED

RYD00000435/14

RYD00000435_0014

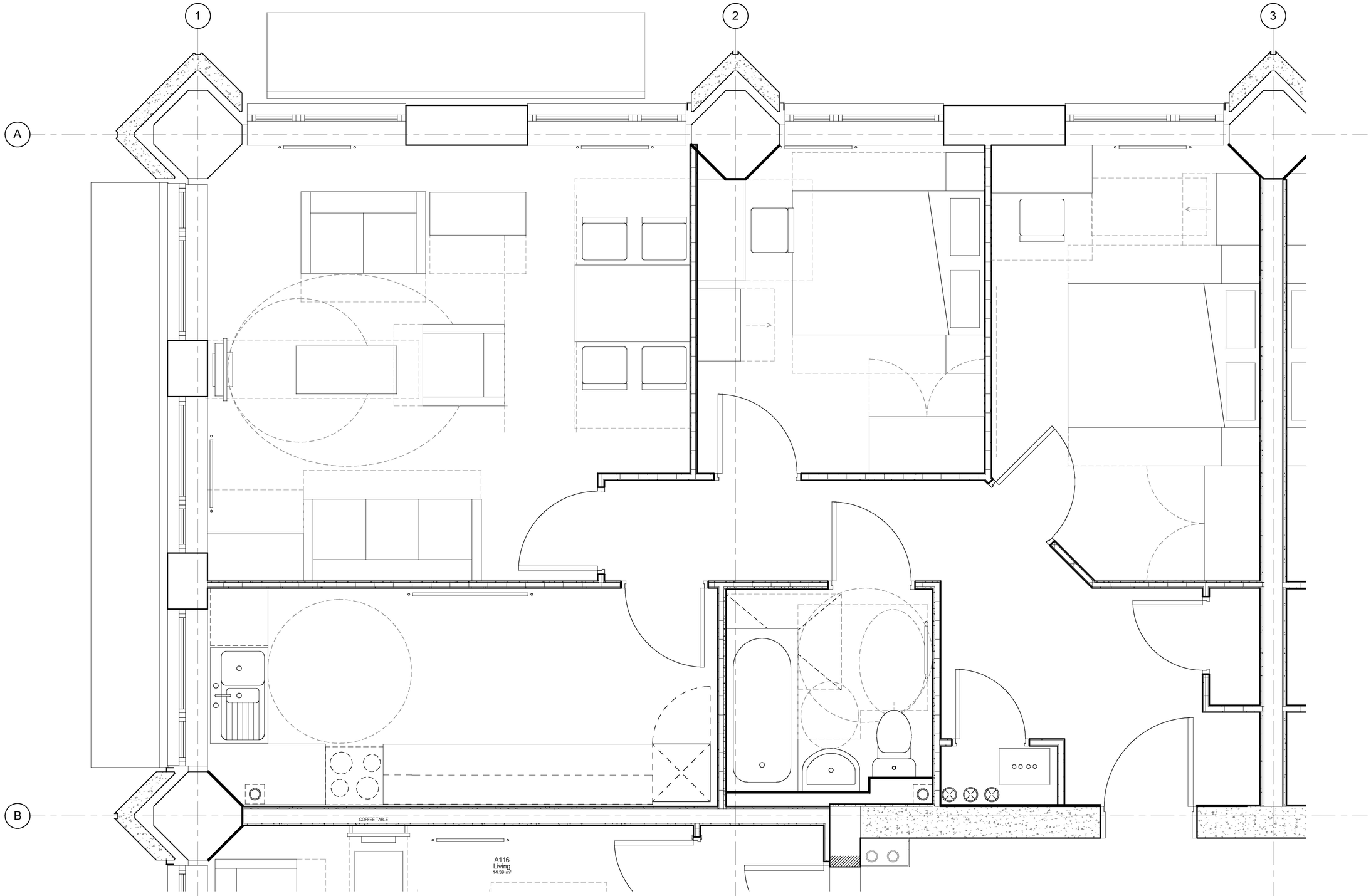

1 **2 - Mezz - 2 Bed**
1 : 20

NOTE:

1. THIS DRAWING IS COPYRIGHT STUDIO E LLP.
2. THE CONTRACTORS MUST NOT SCALE FROM THE DRAWING ALL DIMENSIONS TO BE TAKEN FROM DIMENSION STRINGS.
3. WHERE ANY DISCREPANCIES ARE FOUND BETWEEN DIMENSIONS THESE MUST BE BROUGHT FOWARD TO THE ATTENTION OF THE ARCHITECTS FOR RESOLUTION.
4. WHERE DICREPANCIES EXIST BETWEEN REFERENCE OR ASSEMBLY DRAWINGS & DETAIL DRAWINGS, THE LATTER TAKE PREFERENCE.

A	00.00.02	Xxxx Xxxx Xxxx	

AS BUILT

Kensington & Chelsea TMO

STUDIO E LLP
Palace Wharf, Rainville Road,
London, W6 9HH
[redacted]
www.studioe.co.uk

GRENFELL TOWER REGENERATION PROJECT
PROJECT

Flat Type 4 - Mezz 2 Bed
DRAWING

1 : 20	18/06/14
SCALE	DATE
(04) 203	A
DWG. NO.	REVISION CHECKED

19/04/2016 12:20:14

RYD00000435/15

RYD00000435_0015

A

A313
Bedroom 2
15.77 m²

A314
Bedroom 4
12.69 m²

A311
Bedroom 1
14.76 m²

1

A316
Corridor
12.38 m²

1122

1050

C/O 760

4

2

WM

630

1000

1000

600

1229

600

600

300

FRIDGE

1

1

1097

3

3

4

2

A309
Living
26.82 m²

1 Kitchen Plan 4 Bed
1:20
refer to drawing (05) 116 for elevations

2 WC A Plan
1:20
refer to drawing (05) 113 for elevations

3 WC B Plan
1:20
refer to drawing (05) 113 for elevations

N

0 0.5 1 1.5 2m @ 1:20

NOTE

1. THIS DRAWING IS COPYRIGHT STUDIO E LLP.
2. THE CONTRACTOR MUST NOT SCALE FROM THE DRAWING ALL DIMENSIONS TO BE TAKEN FROM DIMENSION STRINGS.
3. WHERE ANY DISCREPANCIES ARE FOUND BETWEEN DIMENSIONS THESE MUST BE BROUGHT TO THE ATTENTION OF THE ARCHITECTS FOR RESOLUTION.
4. WHERE DISCREPANCIES EXIST BETWEEN REFERENCE OR ASSEMBLY DRAWINGS & DETAIL DRAWINGS, THE LATTER TAKE PREFERENCE.

01	06/01/14	Sink Position Tweaked
00	12/11/13	Employers Requirements

Kensington & Chelsea TMO

AS BUILT

STUDIO E ARCHITECTS LTD

310 Linton House, 164/180 Union Street London SE1 0LH

GRENFELL TOWER REGENERATION PROJECT
PROJECT

FLAT TYPE 6
WALKWAY +1
4 BED
DRAWING

1:20@A1 — SCALE
12/11/13 — DATE

1279 (04) 205 — DWG. NO.
01 — ISSUE
CHECKED

RYD00000435/16

RYD00000435_0016

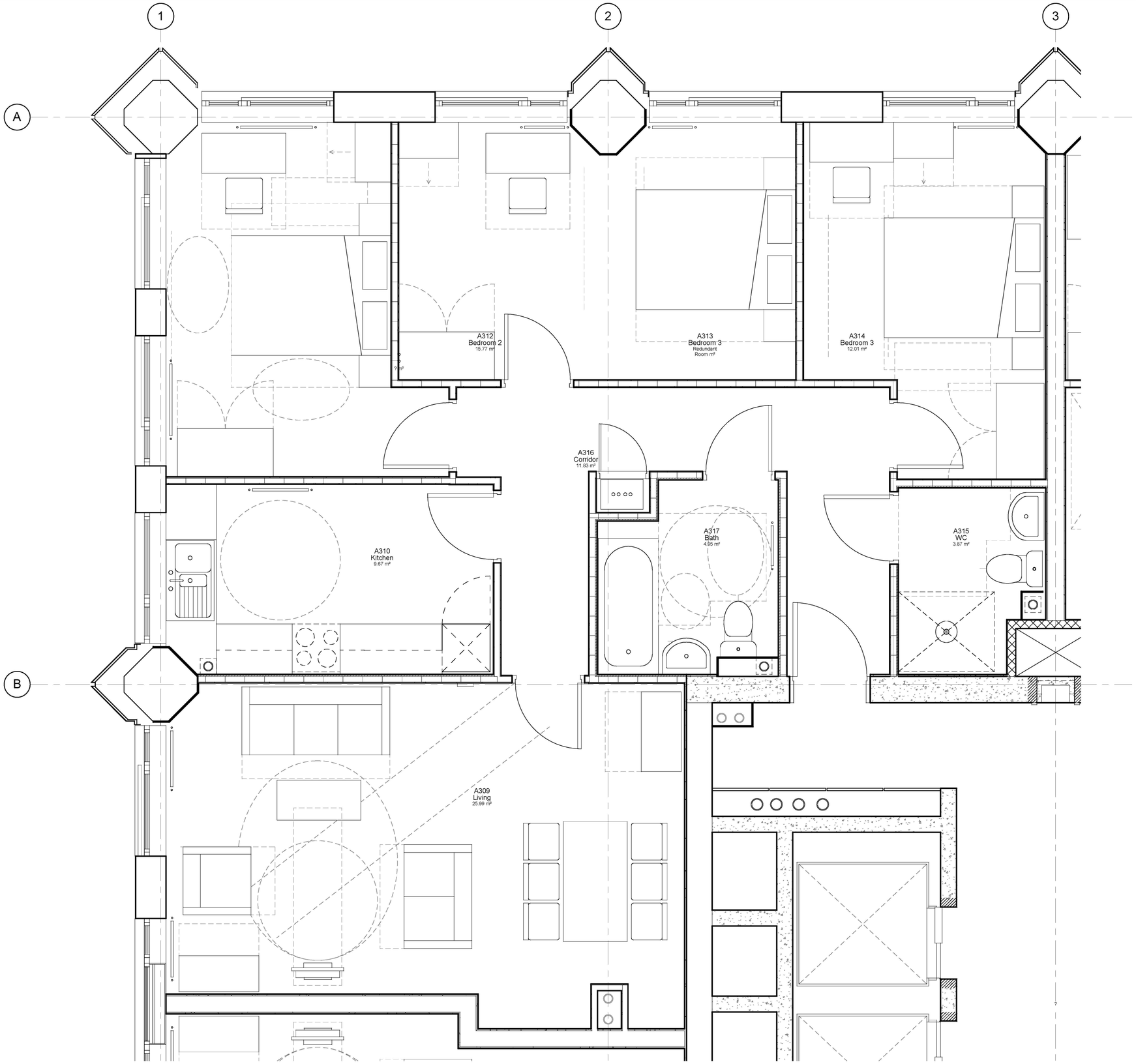

1 **3 - W+1- 4 Bed**
1 : 25

NOTE:

1. THIS DRAWING IS COPYRIGHT STUDIO E LLP.
2. THE CONTRACTORS MUST NOT SCALE FROM THE DRAWING ALL DIMENSIONS TO BE TAKEN FROM DIMENSION STRINGS.
3. WHERE ANY DISCREPANCIES ARE FOUND BETWEEN DIMENSIONS THESE MUST BE BROUGHT FOWARD TO THE ATTENTION OF THE ARCHITECTS FOR RESOLUTION.
4. WHERE DICREPANCIES EXIST BETWEEN REFERENCE OR ASSEMBLY DRAWINGS & DETAIL DRAWINGS, THE LATTER TAKE PREFERENCE.

A	00.00.02	Xxxx Xxxx Xxxx

AS BUILT

Kensington & Chelsea TMO

STUDIO E LLP
Palace Wharf, Rainville Road,
London, W6 9HH.
[redacted]
www.studioe.co.uk

GRENFELL TOWER
REGENERATION PROJECT
PROJECT

Flat Type 3 - W+1 4 Bed
DRAWING

1 : 25	18/06/14
SCALE	DATE
(04) 205	A
DWG. NO.	REVISION CHECKED

19/04/2016 12:20:15

RYD00000435/17

RYD00000435_0017

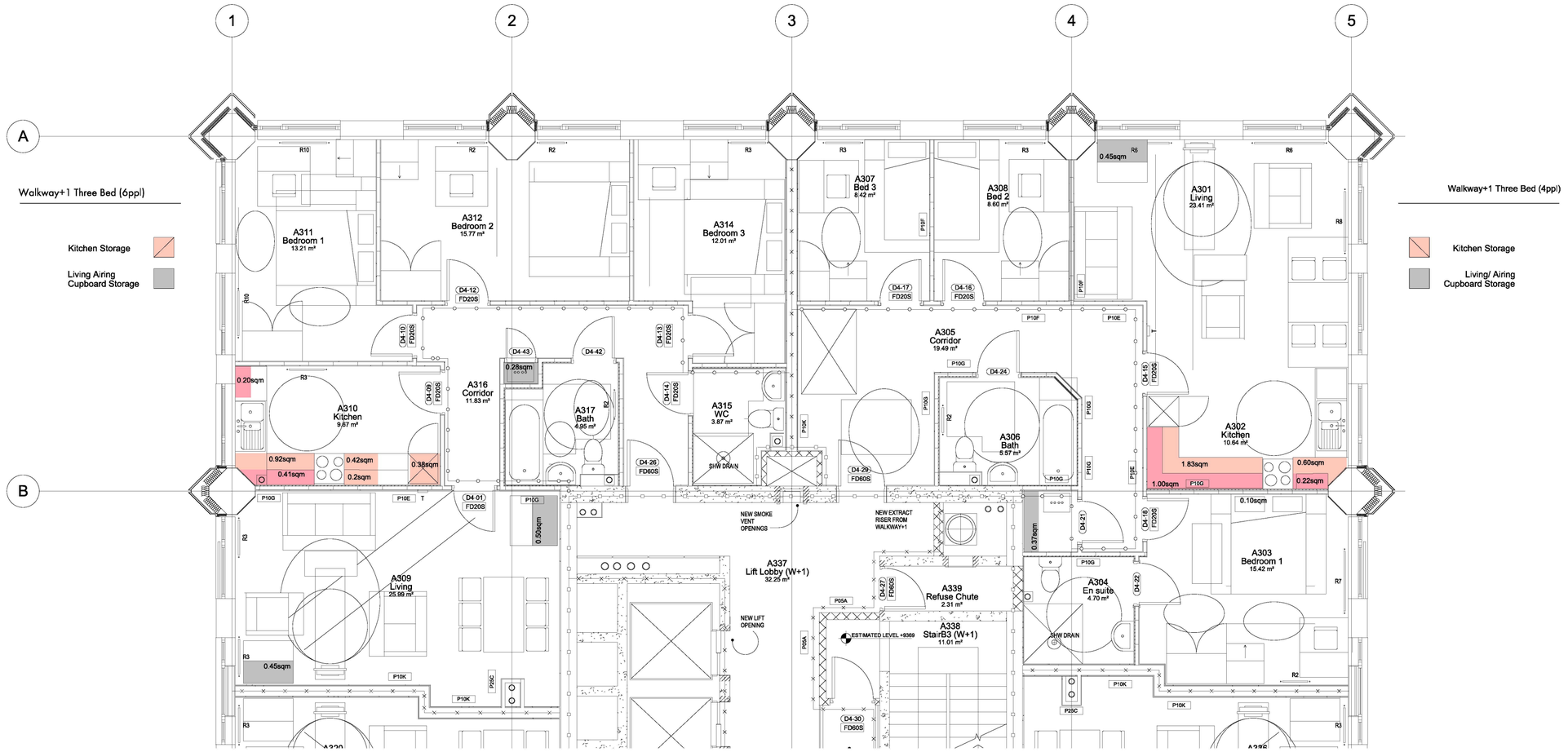

Walkway+1 Plan

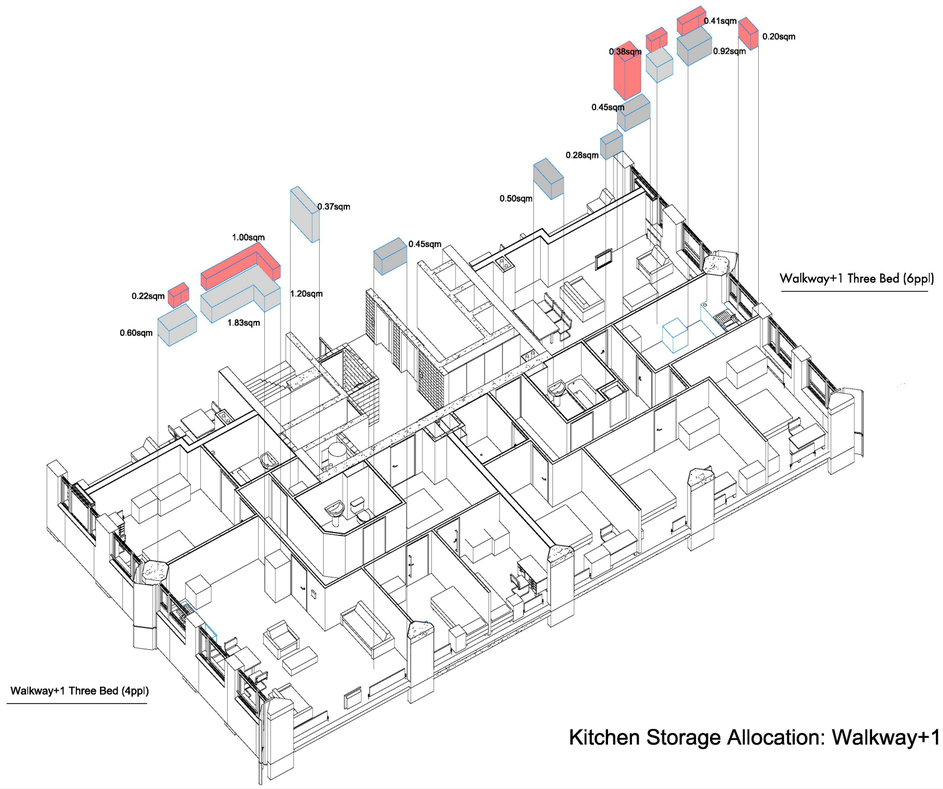

Kitchen Storage Allocation: Walkway+1

		High level	x Ht	Low Level	x Ht	Under Sink (m³)	Tall Storage	x Ht	Airing Store	x ht	Living	x ht	Kitchen Capacity (m³)	Total Capacity (m³)	NHF
1 BED 2P	Mezzanine	0.78	0.6	1.83	0.75	0.25			0.32	1.5	0	0	2.0905	**2.571**	1.3
2 BED 4P	Mezzanine	0.85	0.6	2.5	0.75	0.25			0.32	1.5	0.8	0.6	2.635	**3.595**	2.1
3 BED 6P	Walkway+1	0.81	0.6	1.34	0.75	0.25	0.38	1.8	0.28	0.6	0.95	0.6	2.425	**3.163**	2.4
3 BED 4P	Walkway+1	1.22	0.6	2.43	0.75	0.25			0.37	1.5	0.45	0.6	2.8045	**3.630**	2.4

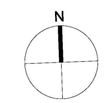

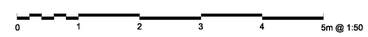

NOTE

1. THIS DRAWING IS COPYRIGHT STUDIO E LLP.
2. THE CONTRACTOR MUST NOT SCALE FROM THE DRAWING ALL DIMENSIONS TO BE TAKEN FROM DIMENSION STRINGS.
3. WHERE ANY DISCREPANCIES ARE FOUND BETWEEN DIMENSIONS THESE MUST BE BROUGHT TO THE ATTENTION OF THE ARCHITECTS FOR RESOLUTION.
4. WHERE DISCREPANCIES EXIST BETWEEN REFERENCE OR ASSEMBLY DRAWINGS & DETAIL DRAWINGS, THE LATTER TAKE PREFERENCE.

02	25/03/15	Layouts Updated
01	03/03/15	Layouts Updated
00	12/11/13	Employers Requirements

Kensington & Chelsea TMO

AS BUILT

STUDIO E ARCHITECTS LTD

310 Linton House, 164/180 Union Street London SE1 0LH

GRENFELL TOWER REGENERATION PROJECT
PROJECT

RESIDENTIAL STORAGE CALC WALKWAY+1
DRAWING

1:100@A1 — SCALE
22/01/14 — DATE

1279 (04) 301 — DWG. NO.
02 — ISSUE
BS — CHECKED

RYD00000435/18

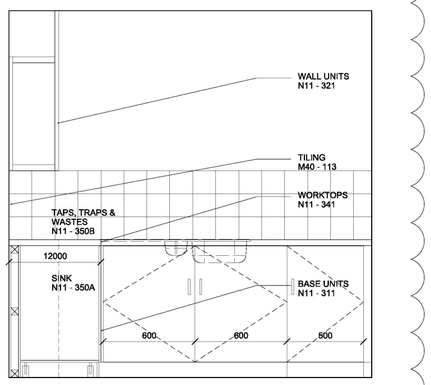

1 Elevation 1-1
1:20

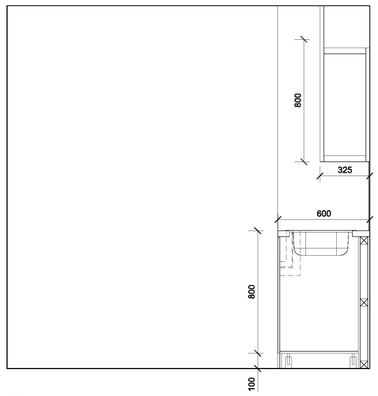

3 Elevation 2-2
1:20

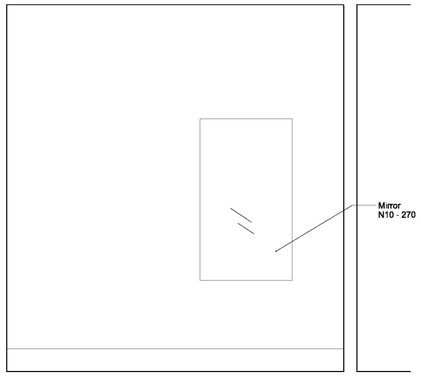

5 Elevation 5-5
1:20

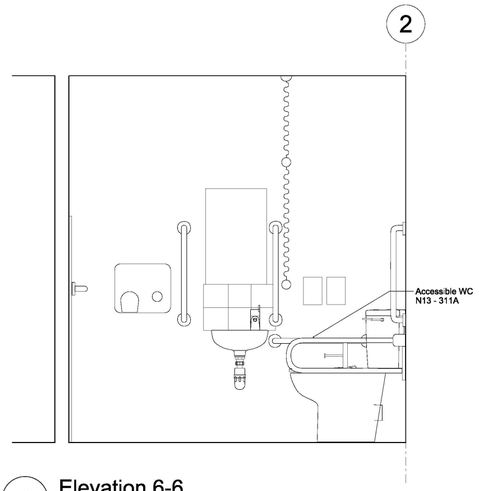

6 Elevation 6-6
1:20

1

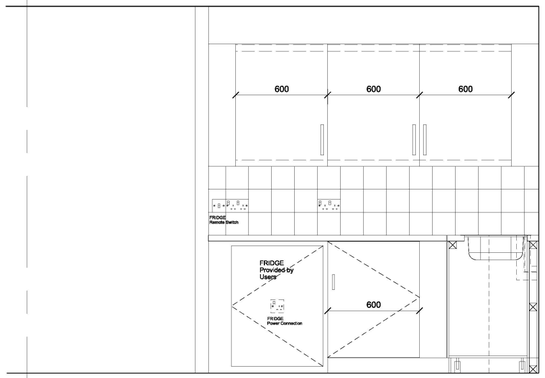

3 Elevation 3-3
1:20

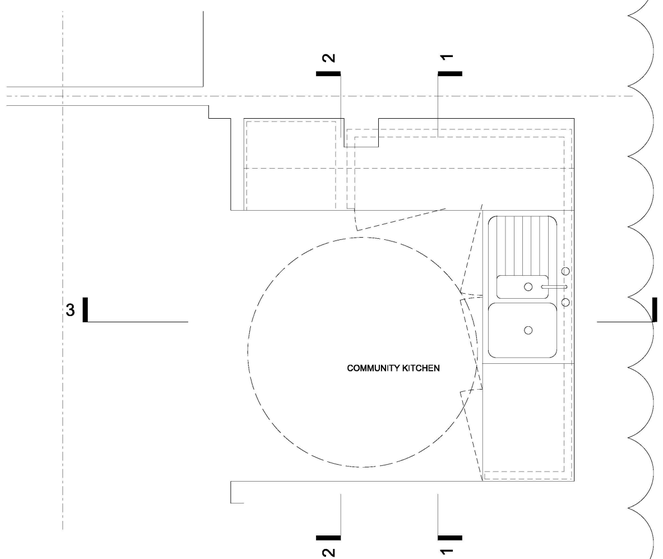

4 Community Kitchen Plan
1:20

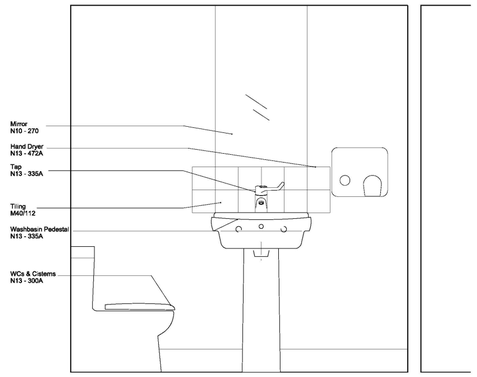

7 Elevation 7-7
1:20

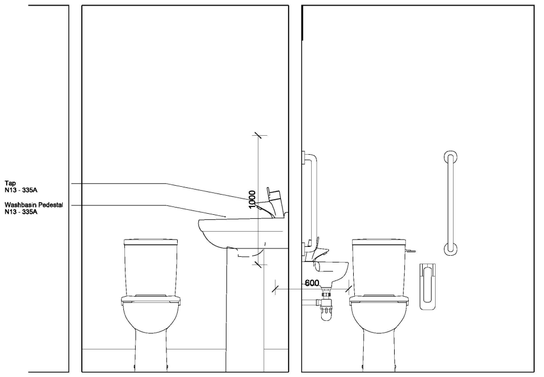

8 Elevation 8-8
1:20

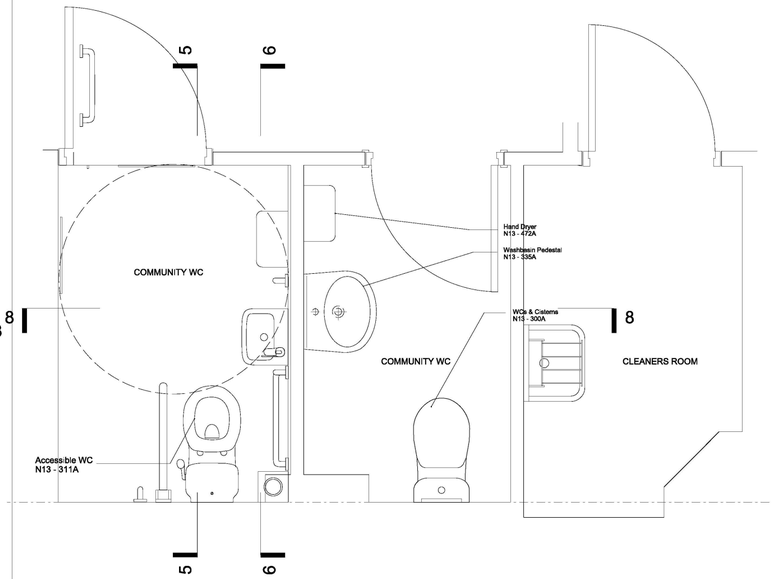

8 Community WC Plan
1:20

0 0.5 1 1.5 2m @ 1:20

NOTE

1. THIS DRAWING IS COPYRIGHT STUDIO E LLP.
2. THE CONTRACTOR MUST NOT SCALE FROM THE DRAWING ALL DIMENSIONS TO BE TAKEN FROM DIMENSION STRINGS.
3. WHERE ANY DISCREPANCIES ARE FOUND BETWEEN DIMENSIONS THESE MUST BE BROUGHT TO THE ATTENTION OF THE ARCHITECTS FOR RESOLUTION.
4. WHERE DISCREPANCIES EXIST BETWEEN REFERENCE OR ASSEMBLY DRAWINGS & DETAIL DRAWINGS, THE LATTER TAKE PREFERENCE.

02	23/03/15	Community Kitchen Update
01	09/01/15	Issued To Match Revisions
00	12/11/13	Employers Requirements

Kensington & Chelsea TMO

AS BUILT

STUDIO E ARCHITECTS LTD

310 Linton House, 164/180 Union Street
London SE1 0LH

GRENFELL TOWER REGENERATION PROJECT
PROJECT

Community WC/ Kitchen Ground Level
DRAWING

1:20@A1 — SCALE
07/01/15 — DATE

1279 (05)109 — DWG. NO.
02 — ISSUE
CHECKED

RYD00000435/19

RYD00000435_0019

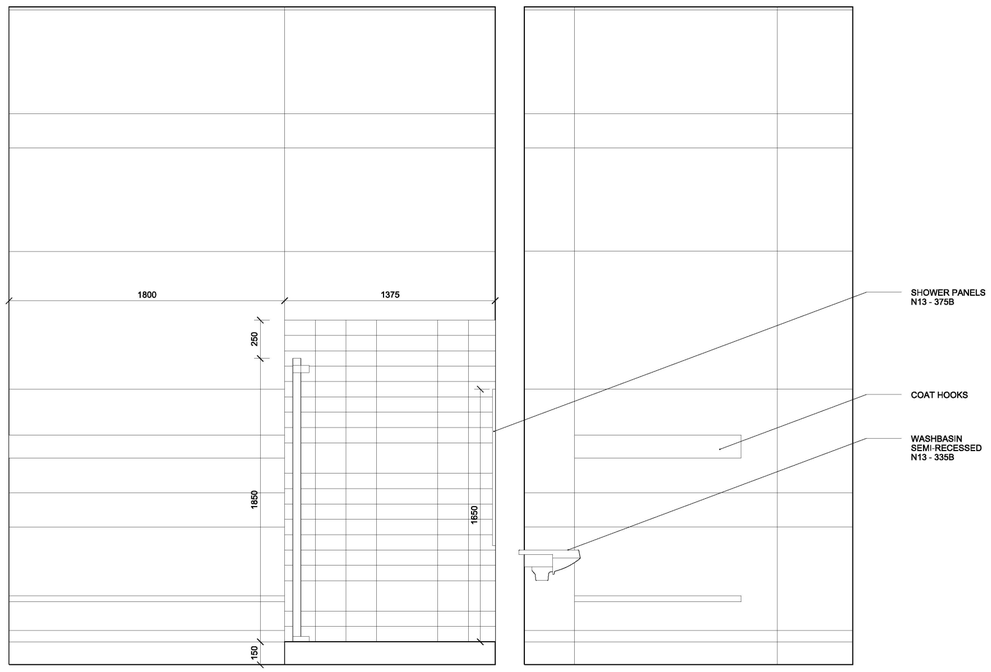

1 Elevation A
1:20

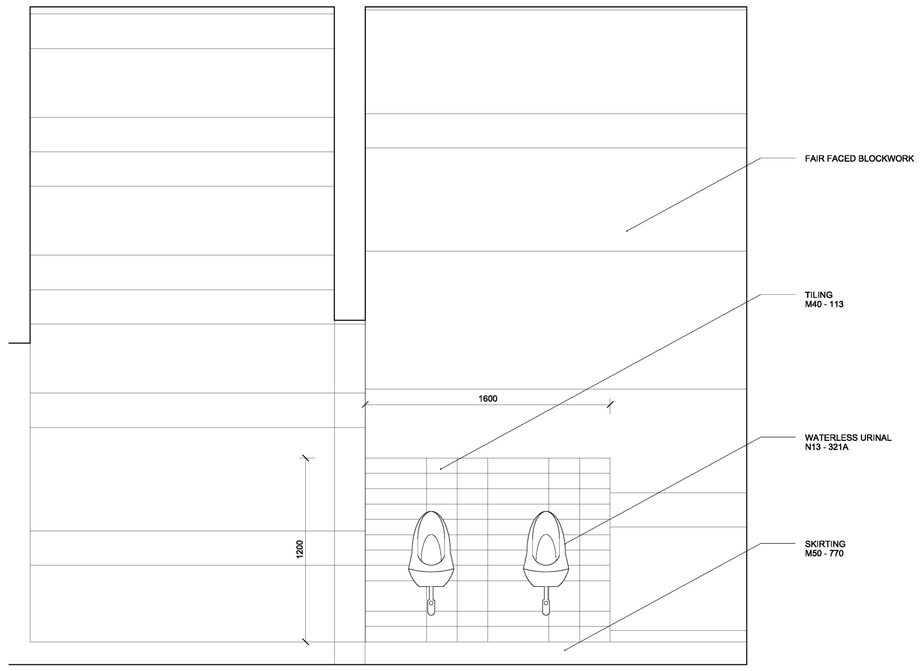

3 Urinals
1:20

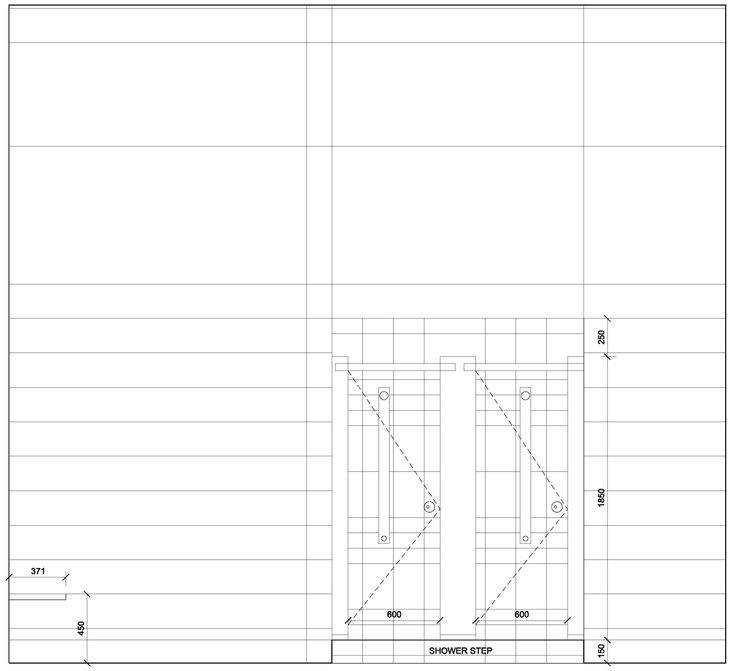

2 Showers
1:20

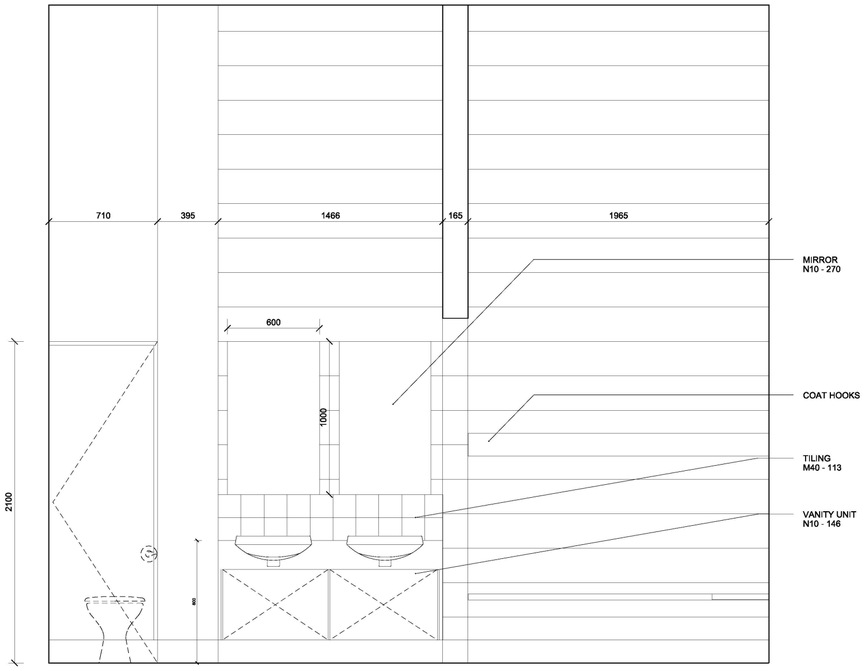

4 Vanity
1:20

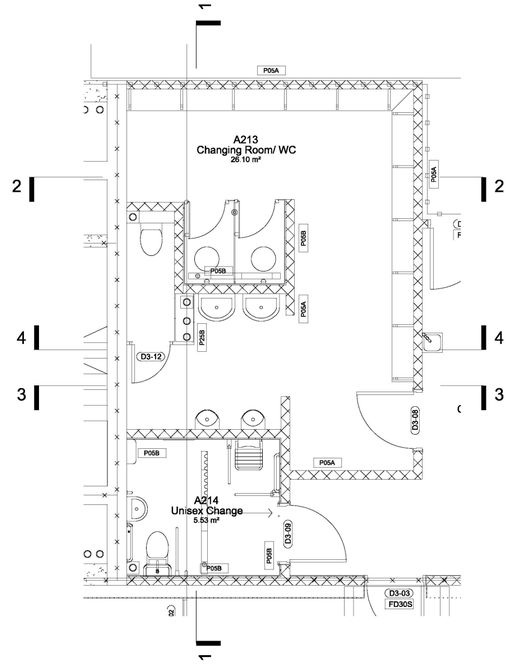

5 Boxing Changing Plan
1:50

0 0.5 1 1.5 2m @ 1:20

NOTE

1. THIS DRAWING IS COPYRIGHT STUDIO E LLP.
2. THE CONTRACTOR MUST NOT SCALE FROM THE DRAWING ALL DIMENSIONS TO BE TAKEN FROM DIMENSION STRINGS.
3. WHERE ANY DISCREPANCIES ARE FOUND BETWEEN DIMENSIONS THESE MUST BE BROUGHT TO THE ATTENTION OF THE ARCHITECTS FOR RESOLUTION.
4. WHERE DISCREPANCIES EXIST BETWEEN REFERENCE OR ASSEMBLY DRAWINGS & DETAIL DRAWINGS, THE LATTER TAKE PREFERENCE.

Kensington & Chelsea TMO

AS BUILT

STUDIO E ARCHITECTS LTD

310 Linton House, 164/180 Union Street
London SE1 0LH

GRENFELL TOWER REGENERATION PROJECT
PROJECT

Boxing Changing
DRAWING

1:20@A1 18/11/13
SCALE DATE

1279 (05) 111 00 BS
DWG. NO. ISSUE CHECKED

RYD00000435/20

RYD00000435_0020

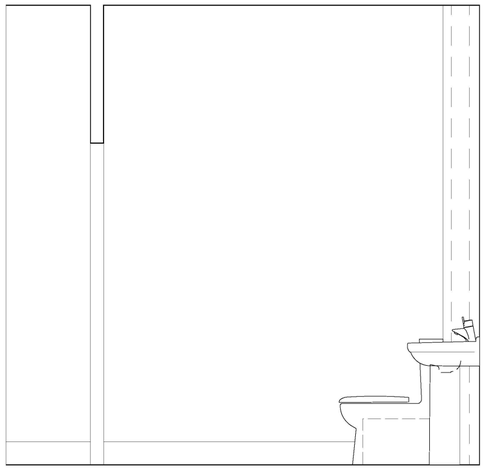

2 Elevation B - WCA
1:20

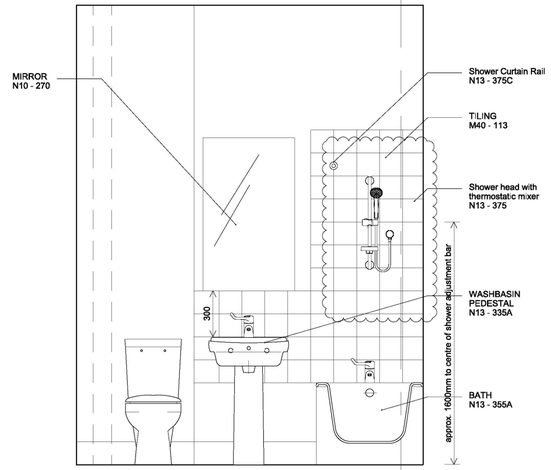

3 Elevation C - WCA
1:20

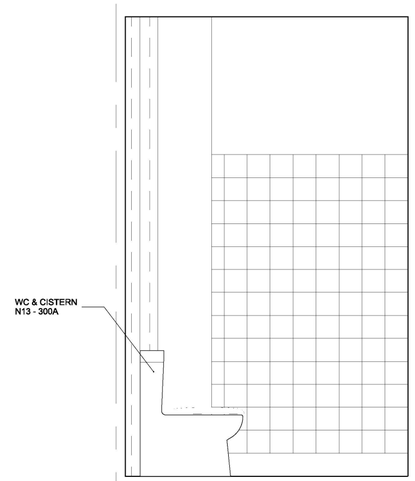

7 Elevation D - WCB
1:20

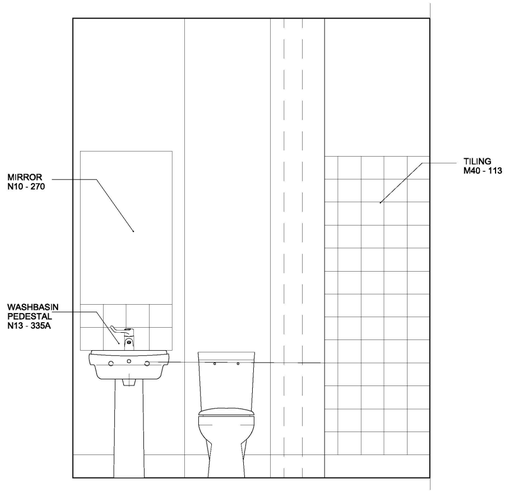

8 Elevation C - WCB
1:20

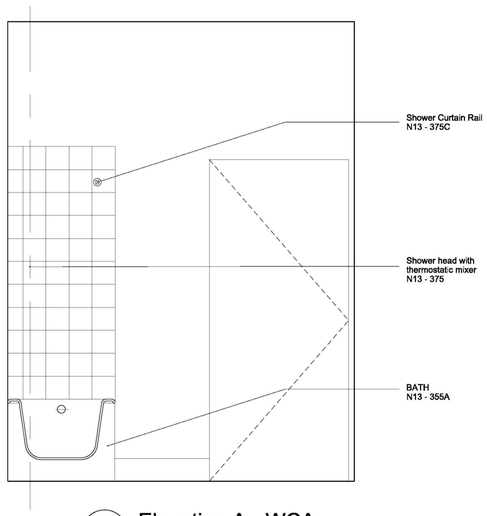

5 Elevation A - WCA
1:20

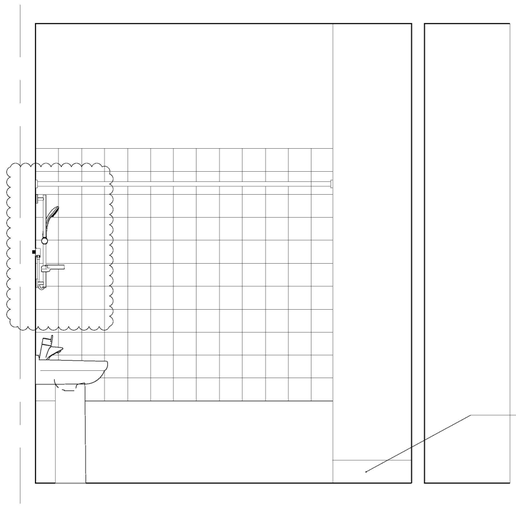

4 Elevation D - WCA
1:20

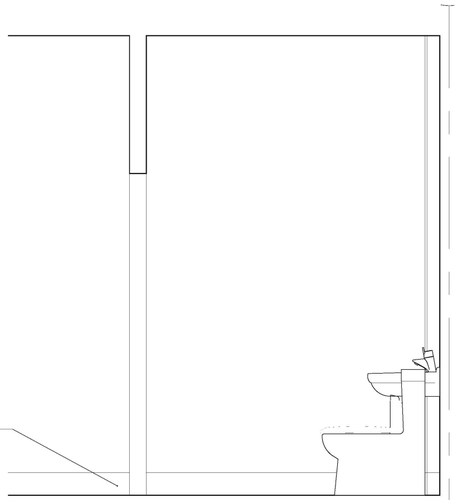

10 Elevation B - WCB
1:20

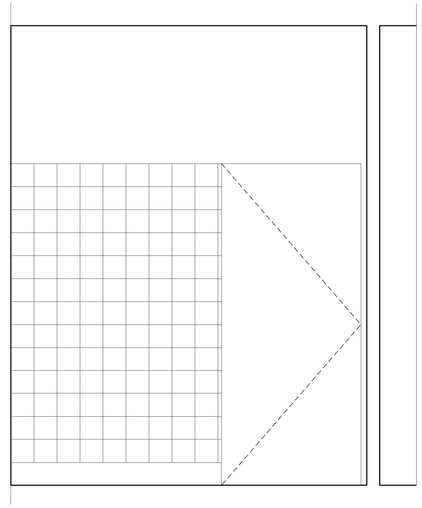

9 Elevation A - WCB
1:20

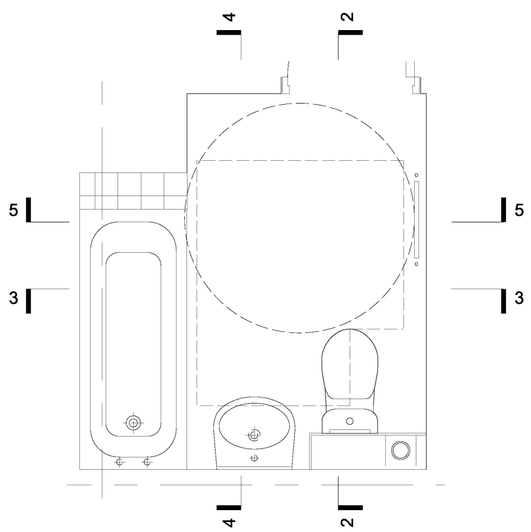

1 WC A Plan
1:20

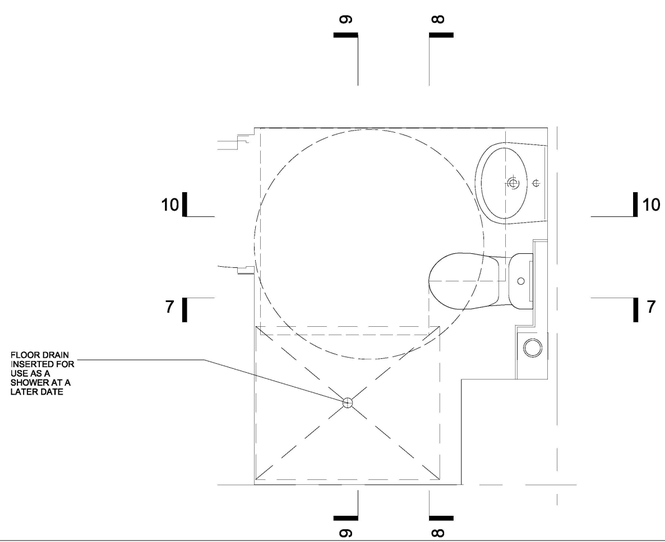

6 WC B Plan
1:20

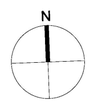

NOTE

1. THIS DRAWING IS COPYRIGHT STUDIO E LLP.
2. THE CONTRACTOR MUST NOT SCALE FROM THE DRAWING ALL DIMENSIONS TO BE TAKEN FROM DIMENSION STRINGS.
3. WHERE ANY DISCREPANCIES ARE FOUND BETWEEN DIMENSIONS THESE MUST BE BROUGHT TO THE ATTENTION OF THE ARCHITECTS FOR RESOLUTION.
4. WHERE DISCREPANCIES EXIST BETWEEN REFERENCE OR ASSEMBLY DRAWINGS & DETAIL DRAWINGS, THE LATTER TAKE PREFERENCE.

02	20 02 15	Comments Incorporated
01	26 01 15	Service Ammendments

Kensington & Chelsea TMO

AS BUILT

STUDIO E ARCHITECTS LTD

310 Linton House, 164/180 Union Street
London SE1 0LH

GRENFELL TOWER
REGENERATION PROJECT
PROJECT

Resi Bathrooms
4 Bed
DRAWING

1:20@A1 — SCALE
13/11/13 — DATE

1279 (05)13 — DWG. NO.
02 — ISSUE
CHECKED

RYD00000435/21

RYD00000435_0021

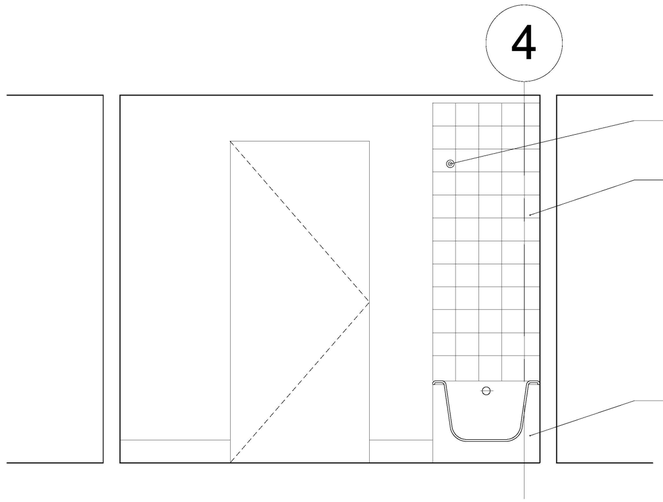

2 Elevation A
1:20

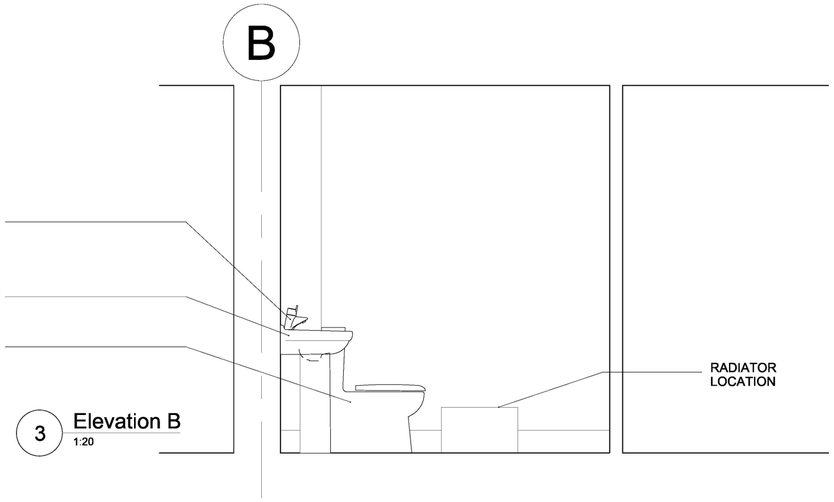

3 Elevation B
1:20

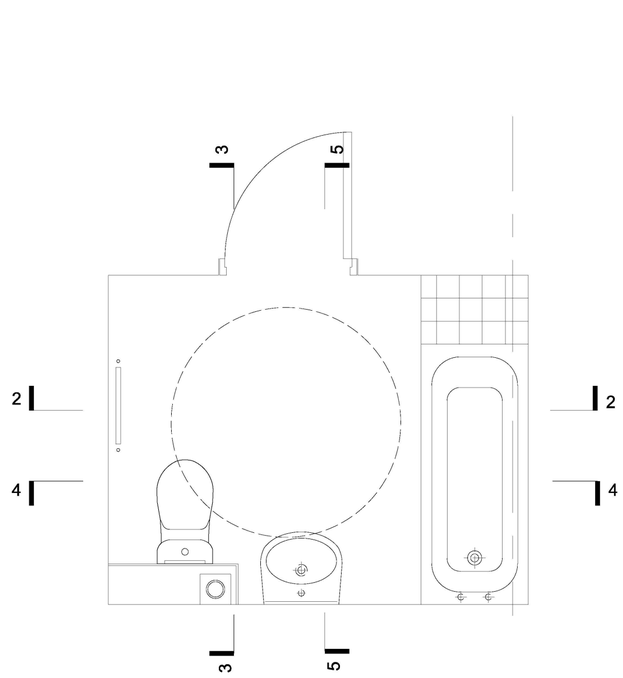

1 Accessible WC Plan
1:20

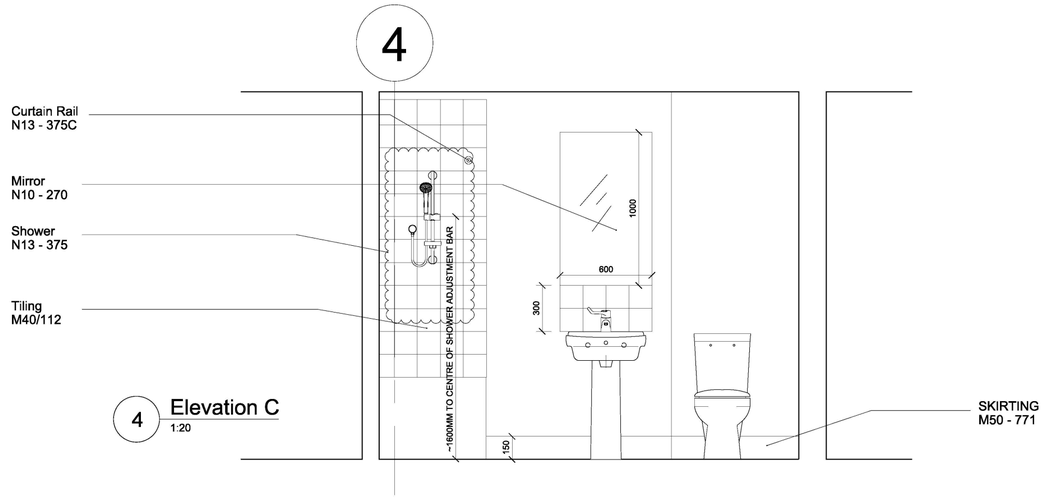

4 Elevation C
1:20

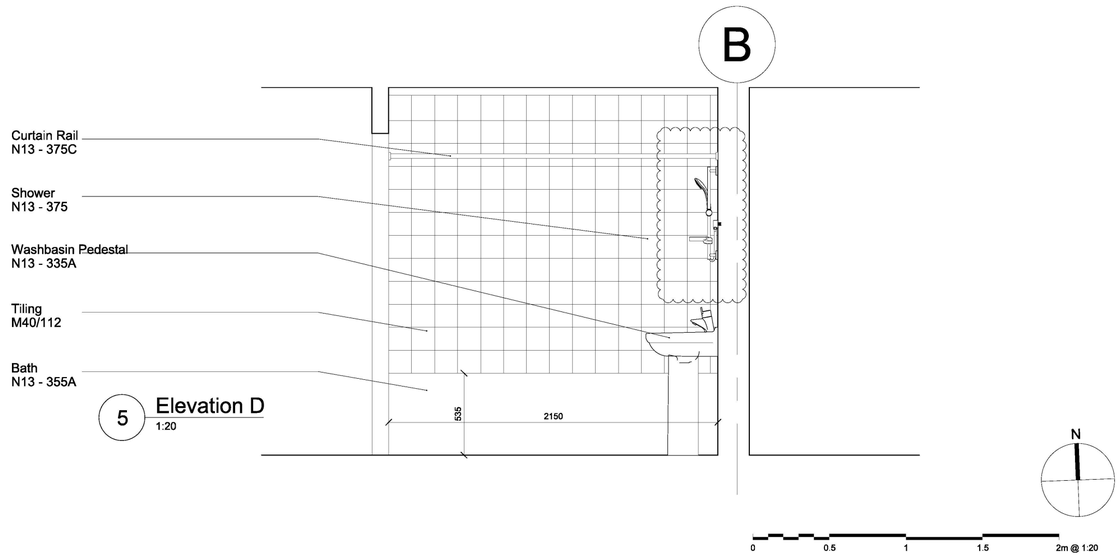

5 Elevation D
1:20

NOTE

1. THIS DRAWING IS COPYRIGHT STUDIO E LLP.
2. THE CONTRACTOR MUST NOT SCALE FROM THE DRAWING ALL DIMENSIONS TO BE TAKEN FROM DIMENSION STRINGS.
3. WHERE ANY DISCREPANCIES ARE FOUND BETWEEN DIMENSIONS THESE MUST BE BROUGHT TO THE ATTENTION OF THE ARCHITECTS FOR RESOLUTION.
4. WHERE DISCREPANCIES EXIST BETWEEN REFERENCE OR ASSEMBLY DRAWINGS & DETAIL DRAWINGS, THE LATTER TAKE PREFERENCE.

02	20/02/15	Comments Incorporated
01	26/01/15	Services Update

Kensington & Chelsea TMO

AS BUILT

STUDIO E ARCHITECTS LTD

310 Linton House, 164/180 Union Street
London SE1 0LH

GRENFELL TOWER
REGENERATION PROJECT
PROJECT

Resi Bathrooms
Accessible WC
DRAWING

1:20@A1 — SCALE
13/11/13 — DATE

1279 (05)114 — DWG. NO.
02 — ISSUE
CHECKED

RYD00000435/22

RYD00000435_0022

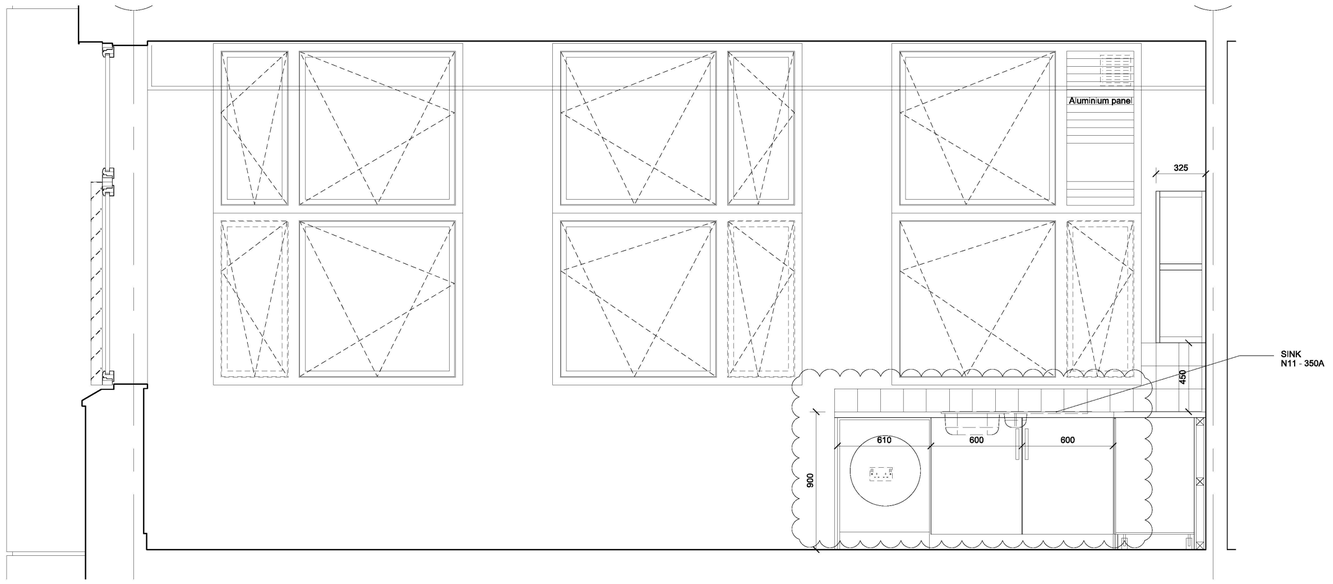

1 Kitchen Elevation 1
1:20

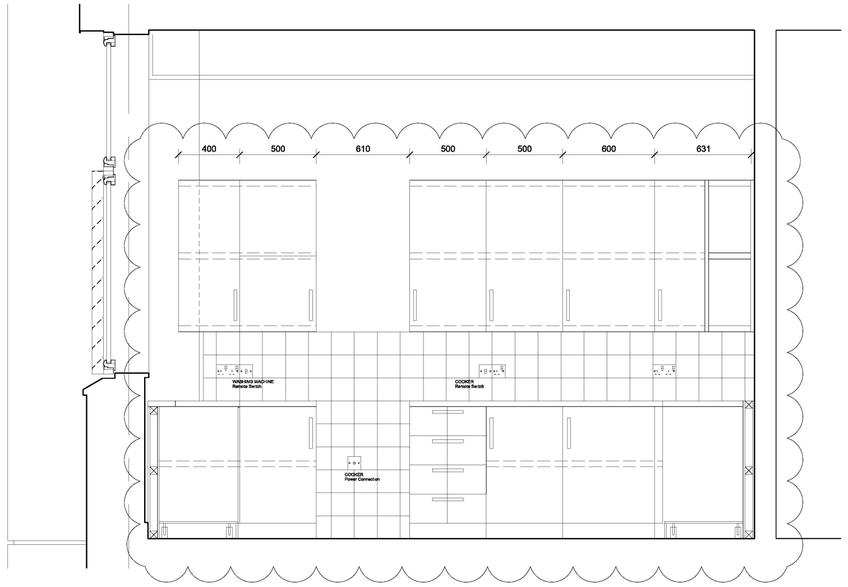

2 Kitchen Elevation 2
1:20

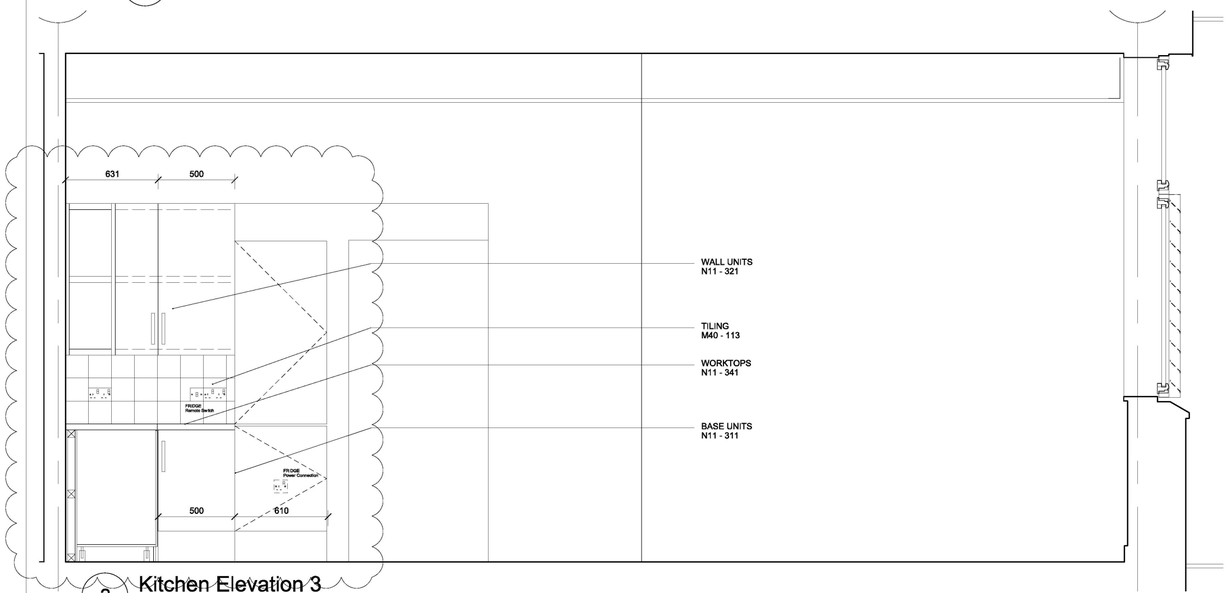

3 Kitchen Elevation 3
1:20

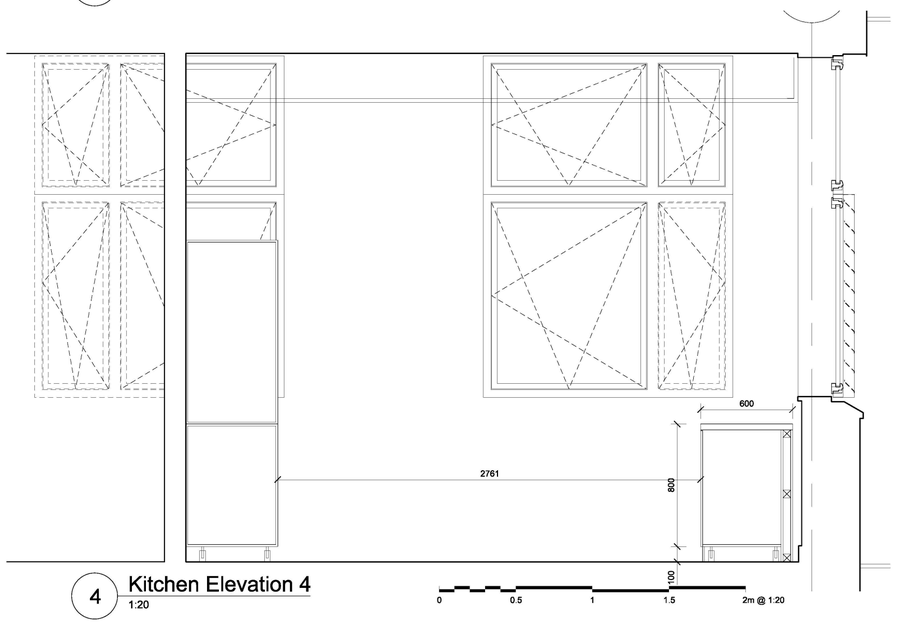

4 Kitchen Elevation 4
1:20

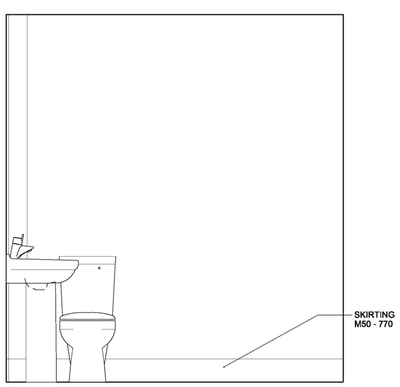

5 Bathroom Elevation 1
1:20

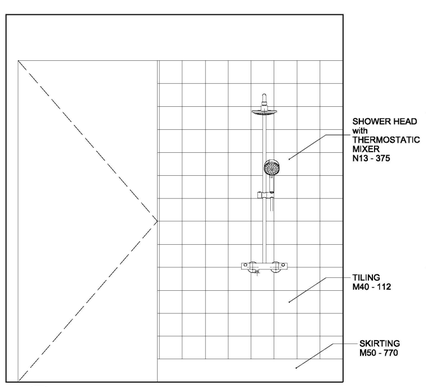

6 Bathroom Elevation 2
1:20

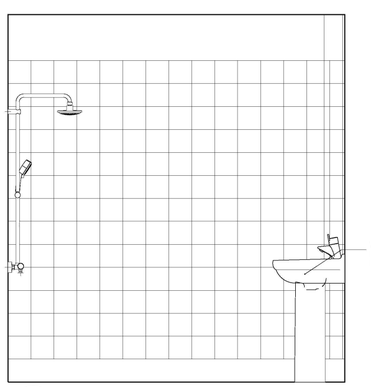

7 Bathroom Elevation 3
1:20

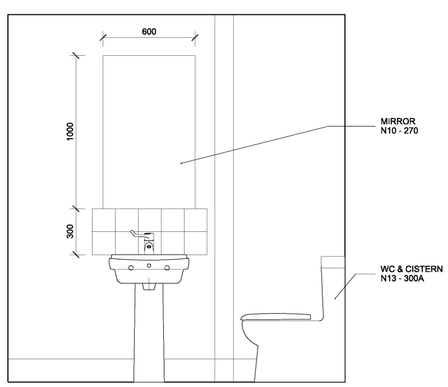

8 Bathroom Elevation 4
1:20

NOTE

1. THIS DRAWING IS COPYRIGHT STUDIO E LLP.
2. THE CONTRACTOR MUST NOT SCALE FROM THE DRAWING ALL DIMENSIONS TO BE TAKEN FROM DIMENSION STRINGS.
3. WHERE ANY DISCREPANCIES ARE FOUND BETWEEN DIMENSIONS THESE MUST BE BROUGHT TO THE ATTENTION OF THE ARCHITECTS FOR RESOLUTION.
4. WHERE DISCREPANCIES EXIST BETWEEN REFERENCE OR ASSEMBLY DRAWINGS & DETAIL DRAWINGS, THE LATTER TAKE PREFERENCE.

04	13/05/15	Kitchens Update
03	20/02/15	Comments Incorporated
02	06/01/15	Sink Position Tweaked
01	22/12/14	Updated Layouts/ Electrical
00	12/11/14	Employers Requirements

Kensington & Chelsea TMO

AS BUILT

STUDIO E ARCHITECTS LTD

310 Linton House, 164/180 Union Street London SE1 0LH

GRENFELL TOWER REGENERATION PROJECT

PROJECT

RESI WHEELCHAIR FLAT ELEVATIONS

DRAWING

1:20@A1 — SCALE

12/11/13 — DATE

1279 (05) 115 — DWG. NO.

04 — ISSUE

CHECKED

RYD00000435/23

RYD00000435_0023

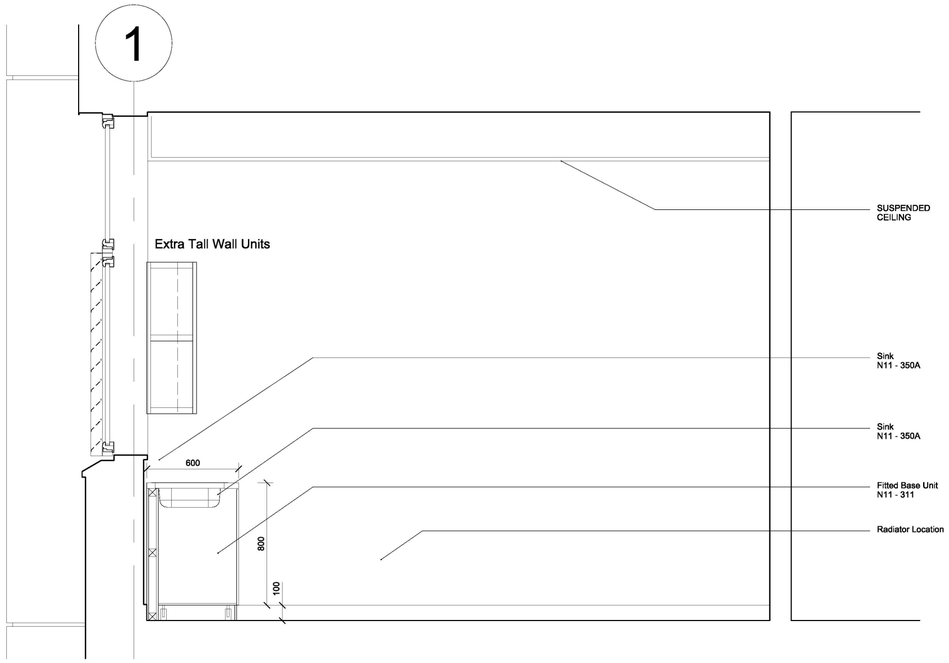

1 Elevation A
1:20

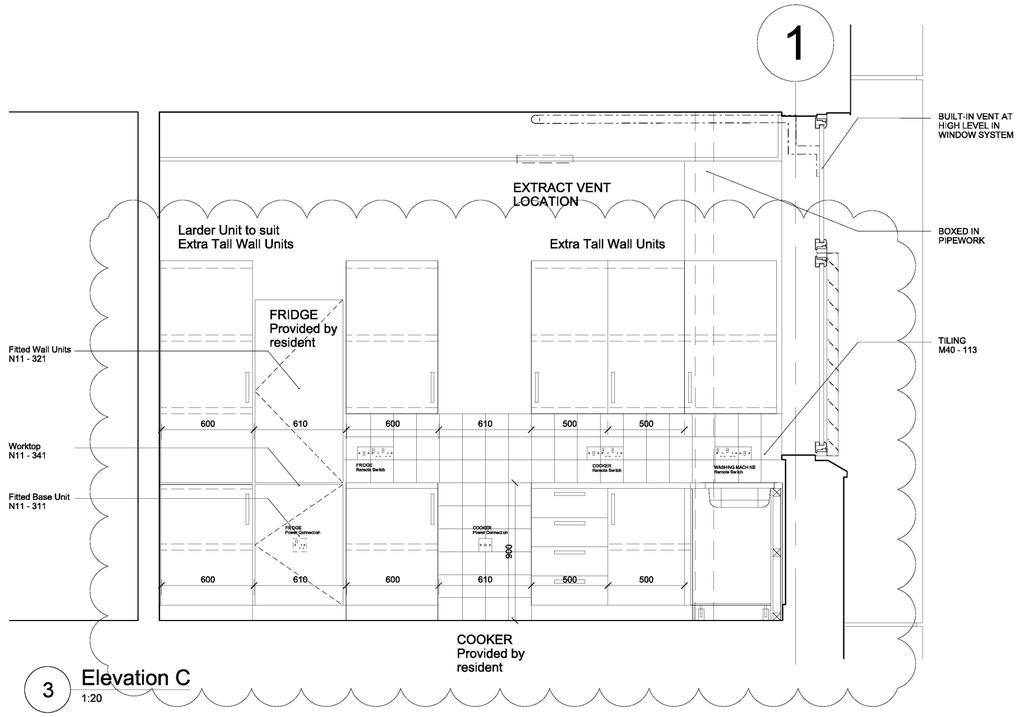

3 Elevation C
1:20

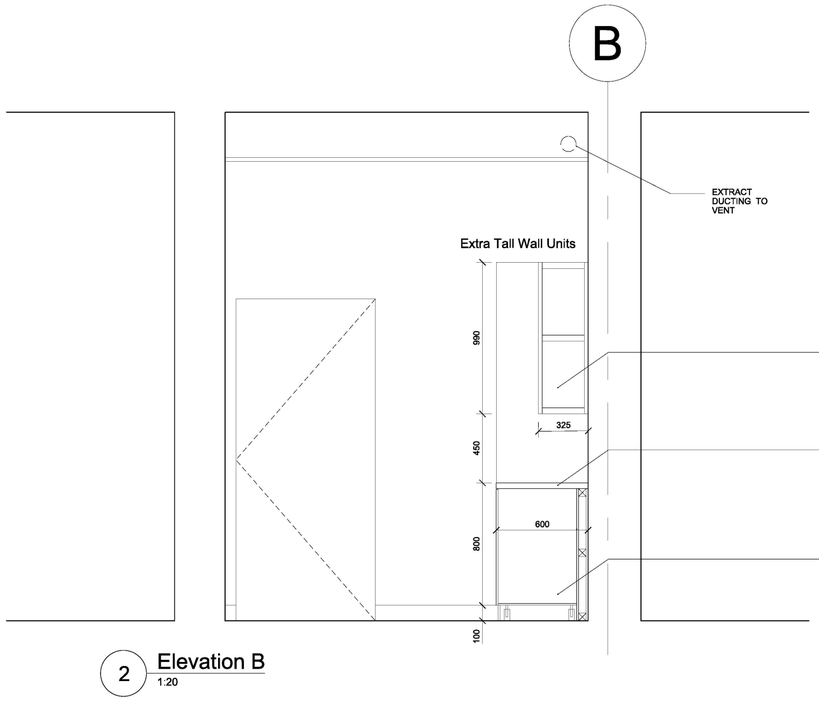

2 Elevation B
1:20

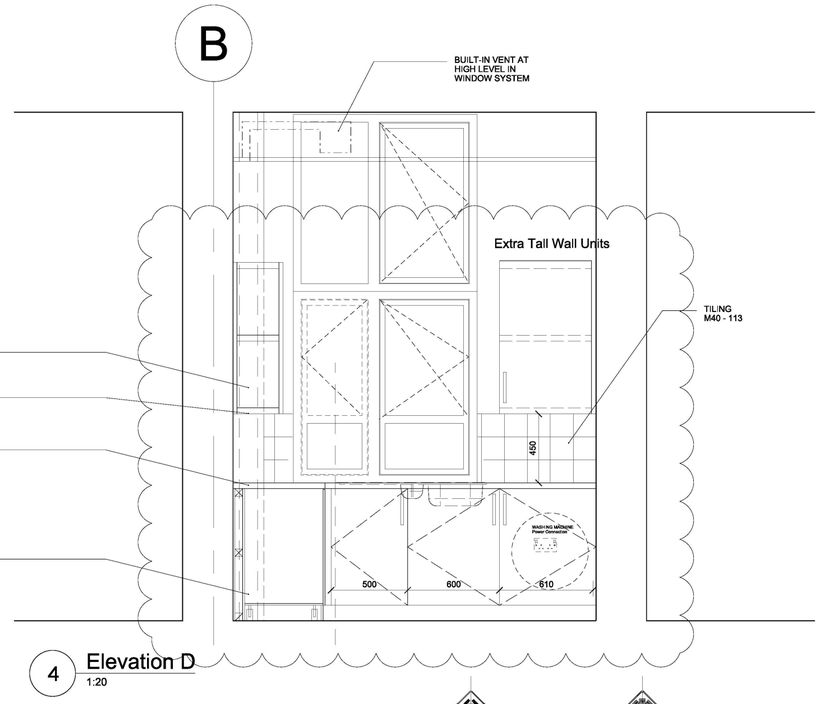

4 Elevation D
1:20

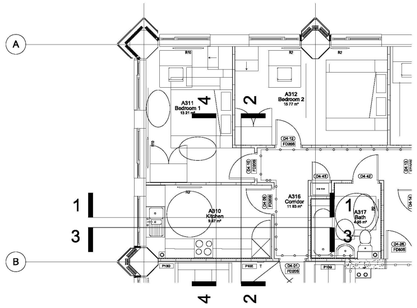

5 Location Plan
1:100

0 0.5 1 1.5 2m @ 1:20

NOTE

1. THIS DRAWING IS COPYRIGHT STUDIO E LLP.
2. THE CONTRACTOR MUST NOT SCALE FROM THE DRAWING ALL DIMENSIONS TO BE TAKEN FROM DIMENSION STRINGS.
3. WHERE ANY DISCREPANCIES ARE FOUND BETWEEN DIMENSIONS THESE MUST BE BROUGHT TO THE ATTENTION OF THE ARCHITECTS FOR RESOLUTION.
4. WHERE DISCREPANCIES EXIST BETWEEN REFERENCE OR ASSEMBLY DRAWINGS & DETAIL DRAWINGS, THE LATTER TAKE PREFERENCE.

05	13/05/15	Kitchens Update
04	25/03/15	Additional Storage Added
03	20/02/15	Comments Incorporated
02	06/01/15	Sink Position Tweaked
01	22/12/14	Updated Layouts/ Electrical
00	12/11/14	Employers Requirements

Kensington & Chelsea TMO

AS BUILT

STUDIO E ARCHITECTS LTD

310 Linton House, 164/180 Union Street London SE1 0LH

GRENFELL TOWER REGENERATION PROJECT
PROJECT

RESI 3 BED FLAT ELEVATIONS
DRAWING

1:20@A1 — SCALE
12/11/13 — DATE

1279 (05) 116 — DWG. NO.
05 — ISSUE
CHECKED

RYD00000435/24

RYD00000435_0024



2 Elevation A - WW
1:20

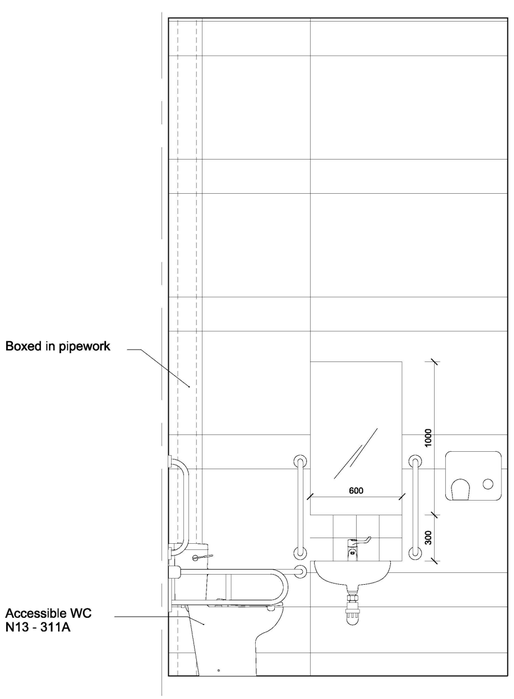

3 Elevation B - WW
1:20

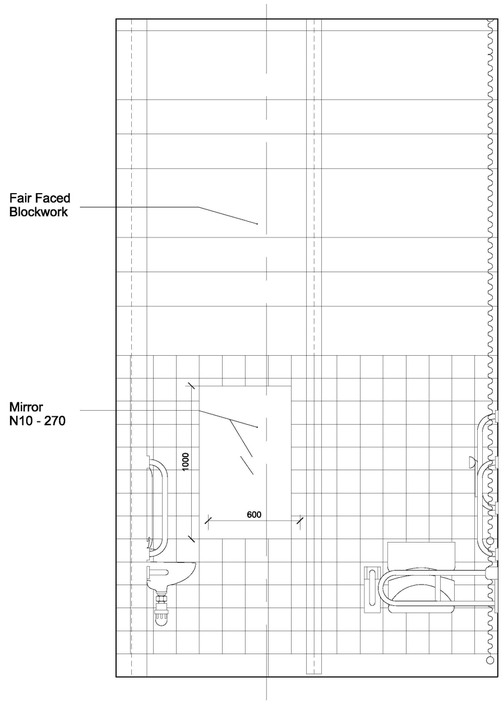

4 Elevation C - WW
1:20

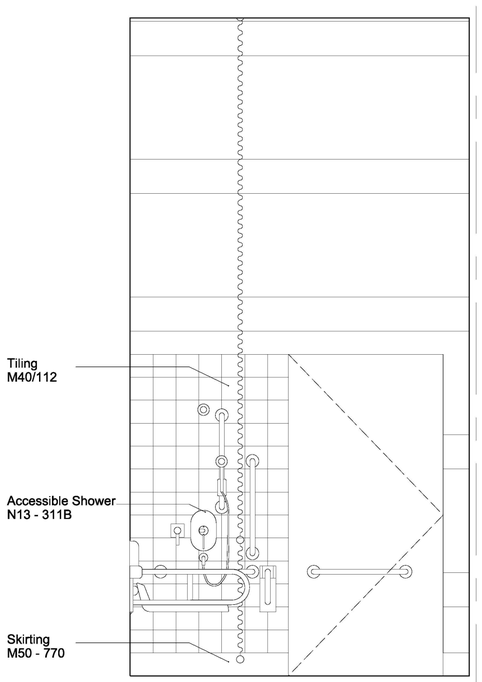

5 Elevation D - WW
1:20

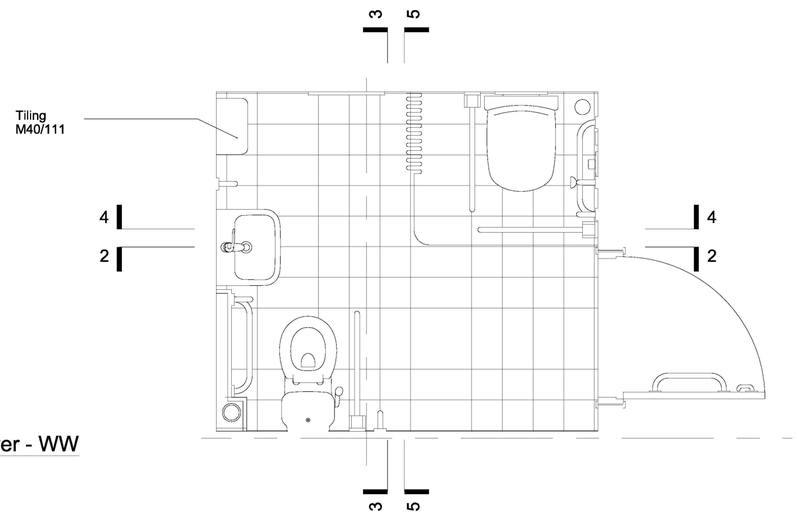

1 Accessible Shower - WW
1:20

0 0.5 1 1.5 2m @ 1:20

NOTE

1. THIS DRAWING IS COPYRIGHT STUDIO E LLP.
2. THE CONTRACTOR MUST NOT SCALE FROM THE DRAWING ALL DIMENSIONS TO BE TAKEN FROM DIMENSION STRINGS.
3. WHERE ANY DISCREPANCIES ARE FOUND BETWEEN DIMENSIONS THESE MUST BE BROUGHT TO THE ATTENTION OF THE ARCHITECTS FOR RESOLUTION.
4. WHERE DISCREPANCIES EXIST BETWEEN REFERENCE OR ASSEMBLY DRAWINGS & DETAIL DRAWINGS, THE LATTER TAKE PREFERENCE.

Kensington & Chelsea TMO

AS BUILT

STUDIO E ARCHITECTS LTD

310 Linton House, 164/180 Union Street London SE1 0LH

GRENFELL TOWER REGENERATION PROJECT

PROJECT

Accessible Shower Boxing Club

DRAWING

1:20@A1	13/11/13	
SCALE	DATE	
1279 (05)117	00	BS
DWG. NO.	ISSUE	CHECKED

RYD00000435/25

Existing RC columns
Existing masonry wall retained
Plasterboard partitions K10
Plasterboard lining over SFS structure supporting dry riser inlet K10 155
Dry riser inlet
Seal plasterboard partition abutments with acoustic and fire sealant K10
PPC aluminium flashing glazed into curtain wall and lap over gutter H11 110
Thermal insulation to prevent cold bridging include VCL P10 235
PPC aluminium panels and framing system H92 125
Curtain wall H11 110
H92 125 Aluminium rainscreen cladding below (shown in dashed line)
L10 650 PPC aluminium continuous louvre
H40 130 GRC cladding panel to existing column
P10 256 Thermal insulation
L10 691 Automated Opening Vent behind louvre
H92 125 PPC aluminium gutter
H92 120 Zinc composite rainscreen panel and framing system to canopy roof and canopy external sides
H92 125 PPC aluminium rainscreen panel and framing system to inside of canopy
Steel frame to SE's design
2
3
4
D
460 40 530 50 1080 50 1080 50 1080 50 530 50 460 40 460 40 200 50 300 50 950 50 1300 50 950 50 300 50 200 50 460 40
270
584
45
100
980
930
150
187
H92 125 PPC aluminium rainscreen cladding
Existing bridge structure retained
Existing pipework serving the 'Finger Blocks' to be retained
L10 652 Surface mounted PPC aluminium louvre panel
H40 130 GRC cladding panel to existing column
L10 650 PPC aluminium continuous louvre
H92 125 PPC aluminium rainscreen cladding
H92 125 PPC aluminium rainscreen cladding
L10 691 Automated Opening Vent behind louvre
L10 652 Surface mounted PPC aluminium louvre panel
H11 110 Translucent double glazed unit
H11 110 Insulated aluminium panel
H11 110 Insulated opaque glass panel
H11 110 Curtain wall
60 555 30 540 30 540
60 270 30 255 30 255 30
3075
Dry riser inlet
Zinc composite rainscreen panel and framing system to canopy roof and canopy external sides H92 120
Opaque glass infill panel to curtain wall to contrast with lettering signage - colour TBC H11 110
Signage: Stainless steel individual cut out letter mounted on s/m ss rails and fixed to curtain wall
PPC aluminium rainscreen panel and framing system to inside of canopy H92 125
Clear double glazed infill panel to curtain wall H11 110
Intercom panel
GRENFELL TOWER
0 0.5 1 1.5 2m @ 1:20

NOTE

1. THIS DRAWING IS COPYRIGHT STUDIO E LLP.
2. THE CONTRACTOR MUST NOT SCALE FROM THE DRAWING ALL DIMENSIONS TO BE TAKEN FROM DIMENSION STRINGS.
3. WHERE ANY DISCREPANCIES ARE FOUND BETWEEN DIMENSIONS THESE MUST BE BROUGHT TO THE ATTENTION OF THE ARCHITECTS FOR RESOLUTION.
4. WHERE DISCREPANCIES EXIST BETWEEN REFERENCE OR ASSEMBLY DRAWINGS & DETAIL DRAWINGS, THE LATTER TAKE PREFERENCE.

Kensington & Chelsea TMO

AS BUILT

STUDIO E ARCHITECTS LTD

310 Linton House, 164/180 Union Street London SE1 0LH

GRENFELL TOWER REGENERATION PROJECT

PROJECT

DETAIL MAIN ENTRANCE

DRAWING

1:20@A1 SCALE

30/10/13 DATE

1279 (06) 112 DWG. NO.

00 ISSUE

CHECKED

RYD00000435/26

RYD00000435_0026

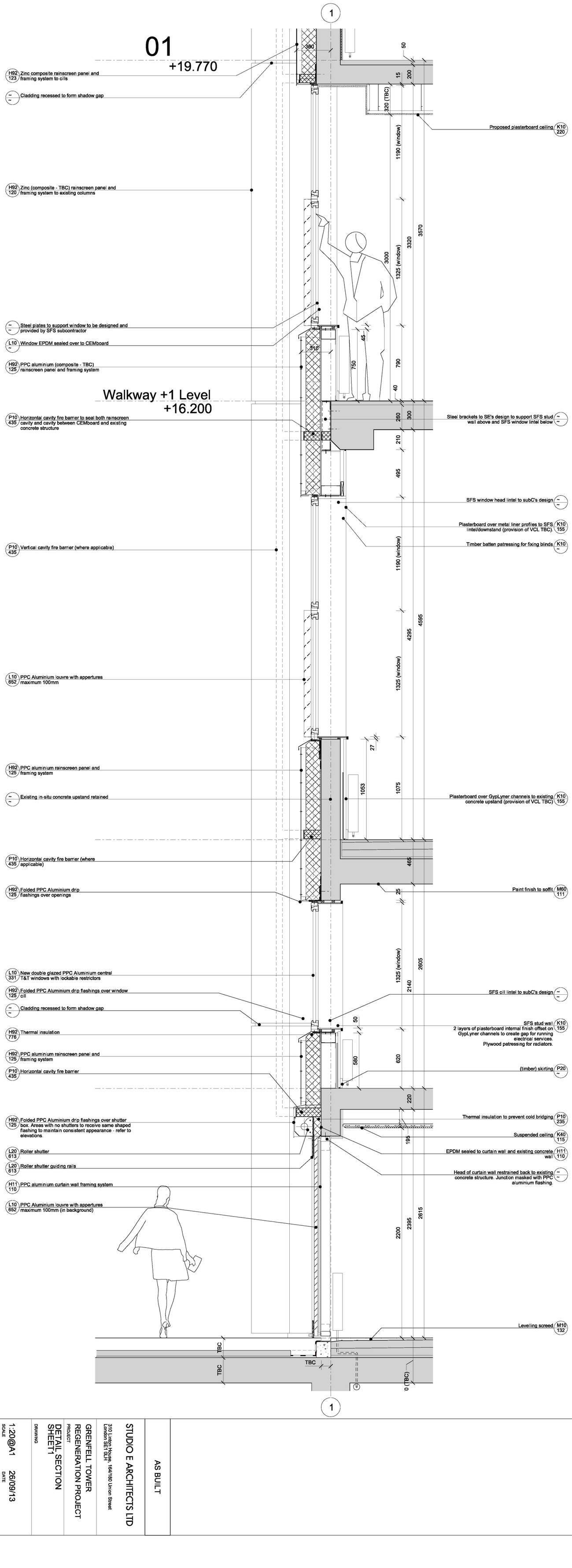

NOTE

1. THIS DRAWING IS COPYRIGHT STUDIO E LLP.
2. THE CONTRACTOR MUST NOT SCALE FROM THE DRAWING ALL DIMENSIONS TO BE CHECKED ON SITE. DIMENSION STRINGS.
3. WHERE ANY DISCREPANCIES ARE FOUND BETWEEN DIMENSIONS THESE MUST BE BROUGHT TO THE ATTENTION OF THE ARCHITECTS FOR RESOLUTION.
4. WHERE DISCREPANCIES EXIST BETWEEN REFERENCE OR DESIGN DRAWINGS THE LATTER TAKE PREFERENCE.

Key

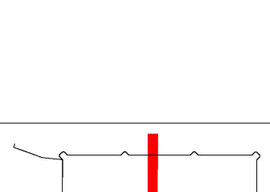

AS BUILT

STUDIO E ARCHITECTS LTD

310 Linton House, 164/180 Union Street London SE1 0LH

PROJECT
GRENFELL TOWER REGENERATION PROJECT

DRAWING
DETAIL SECTION SHEET1

SCALE	DATE
1:20@A1	26/09/13

DWG. NO.	ISSUE	CHECKED
1279 (06) 120	00	

0 0.5 1 1.5 2m @ 1:20

RYD00000435/27
RYD00000435_0027

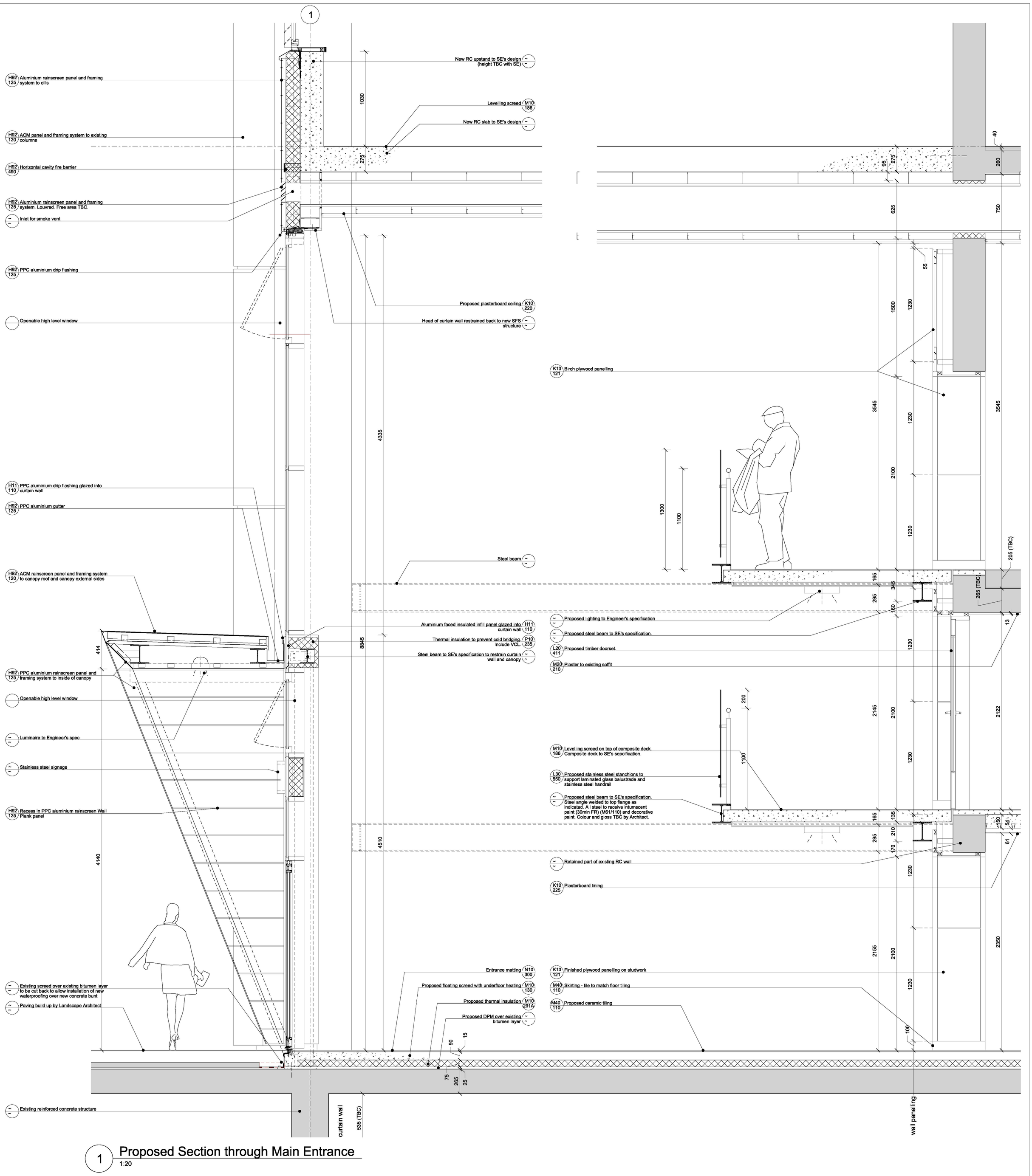

1 Proposed Section through Main Entrance
1:20

NOTE

1. THIS DRAWING IS COPYRIGHT STUDIO E LLP.
2. THE CONTRACTOR MUST NOT SCALE FROM THE DRAWING ALL DIMENSIONS TO BE CHECKED ON SITE. DIMENSION STRINGS.
3. WHERE ANY DISCREPANCIES ARE FOUND BETWEEN DIMENSIONS THESE MUST BE BROUGHT TO THE ATTENTION OF THE ARCHITECTS FOR RESOLUTION.
4. WHERE DISCREPANCIES EXIST BETWEEN DRAWINGS & DESIGN DRAWINGS THE LATTER TAKE PREFERENCE.

Key

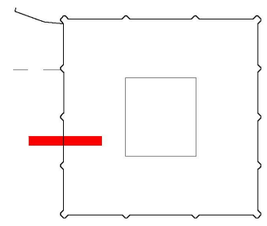

AS BUILT

Kensington & Chelsea TMO

STUDIO E ARCHITECTS LTD
310 Linton House, 164/180 Union Street
London SE1 0LH

GRENFELL TOWER
REGENERATION PROJECT
PROJECT

DETAIL SECTIONS
SHEET 2 - MAIN ENTRANCE
DRAWING

1:20@A1	16/10/13		
SCALE	DATE		
1279 (06) 121	00		
DWG NO.	ISSUE		CHECKED

RYD00000435/28
RYD00000435_0028

NOTE

1. THIS DRAWING IS COPYRIGHT STUDIO E LLP.
2. THE CONTRACTOR MUST NOT SCALE FROM THE DRAWING ALL DIMENSIONS TO BE TAKEN FROM DIMENSION STRINGS.
3. WHERE ANY DISCREPANCIES ARE FOUND BETWEEN DIMENSIONS THESE MUST BE BROUGHT TO THE ATTENTION OF THE ARCHITECTS FOR RESOLUTION.
4. WHERE DISCREPANCIES EXIST BETWEEN REFERENCE OR ASSEMBLY DRAWINGS & DETAIL DRAWINGS, THE LATTER TAKE PREFERENCE.

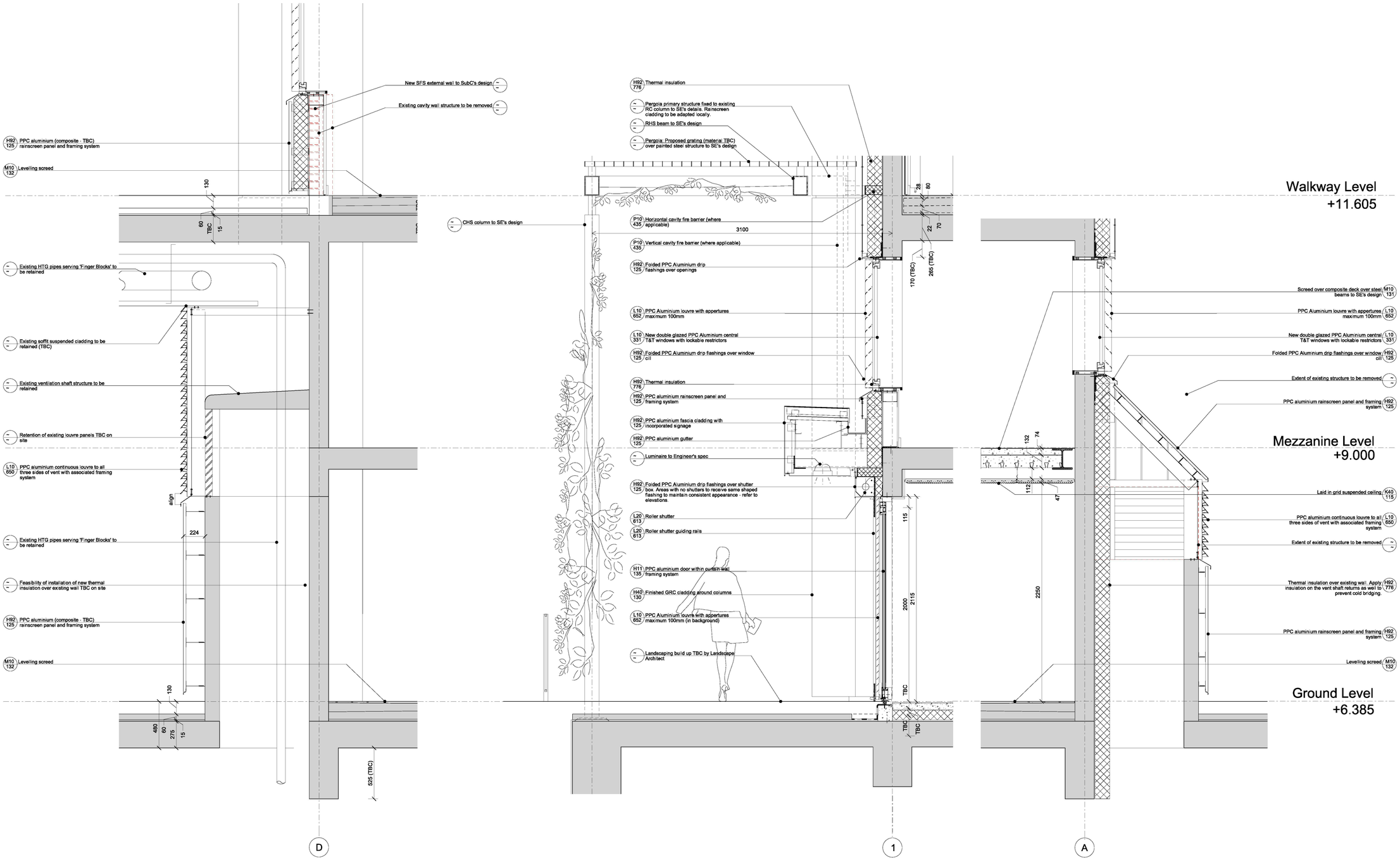

1 Proposed Section through Existing Bridge Link
1:20

2 Proposed Section through Nursery Entrance Canopy
1:20

3 Proposed Section through Basement Ventilation Shaft
1:20

0 0.5 1 1.5 2m @ 1:20

AS BUILT

STUDIO E ARCHITECTS LTD

310 Linton House, 164/180 Union Street London SE1 0LH

GRENFELL TOWER REGENERATION PROJECT
PROJECT

DETAILI SECTIONS SHEET 3
DRAWING

1:20@A1 SCALE | 22/10/13 DATE

1279 (06) 122 DWG. NO. | 00 ISSUE | CHECKED

RYD00000435/29

RYD00000435_0029



DB32 Fire Appliance	
Overall Length	8.680m
Overall Width	2.180m
Overall Body Height	3.452m
Min Body Ground Clearance	0.337m
Max Track Width	2.121m
Lock to Lock Time	6.00 sec
Kerb to Kerb Turning Radius	7.910m

1 GROUND LEVEL
1:100

0 5 10m @ 1:100

NOTE

1. THIS DRAWING IS COPYRIGHT STUDIO E LLP.
2. THE CONTRACTOR MUST NOT SCALE FROM THE DRAWING ALL DIMENSIONS TO BE TAKEN FROM DIMENSION STRINGS.
3. WHERE ANY DISCREPANCIES ARE FOUND BETWEEN DIMENSIONS THESE MUST BE BROUGHT TO THE ATTENTION OF THE ARCHITECTS FOR RESOLUTION.
4. WHERE DISCREPANCIES EXIST BETWEEN REFERENCE OR ASSEMBLY DRAWINGS & DETAIL DRAWINGS, THE LATTER TAKE PREFERENCE.

KEY

- 30 minute rated construction line
- 60 minute rated construction line
- 120 minute rated construction line
- Final Exit
- Escape route in one direction
- Escape route in multiple directions
- 1hr Fire Curtain
- DR Dry Riser
- 32 Room Occupancy
- AOV vented lobby
- Mech vented lobby (re-used ducts)
- Mech vented lobby (existing ducts extended down)

06	11/01/16	Scheme Updated
05	23/02/15	Scheme Updated
04	13/02/15	Scheme Updated
03	10/11/14	Store Area Corrected
02	10/11/14	Scheme Update
01	24/10/14	Scheme Update

Kensington & Chelsea TMO

AS BUILT

STUDIO E ARCHITECTS LTD

310 Linton House, 164/180 Union Street London SE1 0LH

GRENFELL TOWER REGENERATION PROJECT
PROJECT

FIRE ACCESS PLAN
DRAWING

1:100@A1	24/10/13	
SCALE	DATE	
1279 (08)100	06	BS
DWG. NO.	ISSUE	CHECKED

RYD00000435/30

RYD00000435_0030

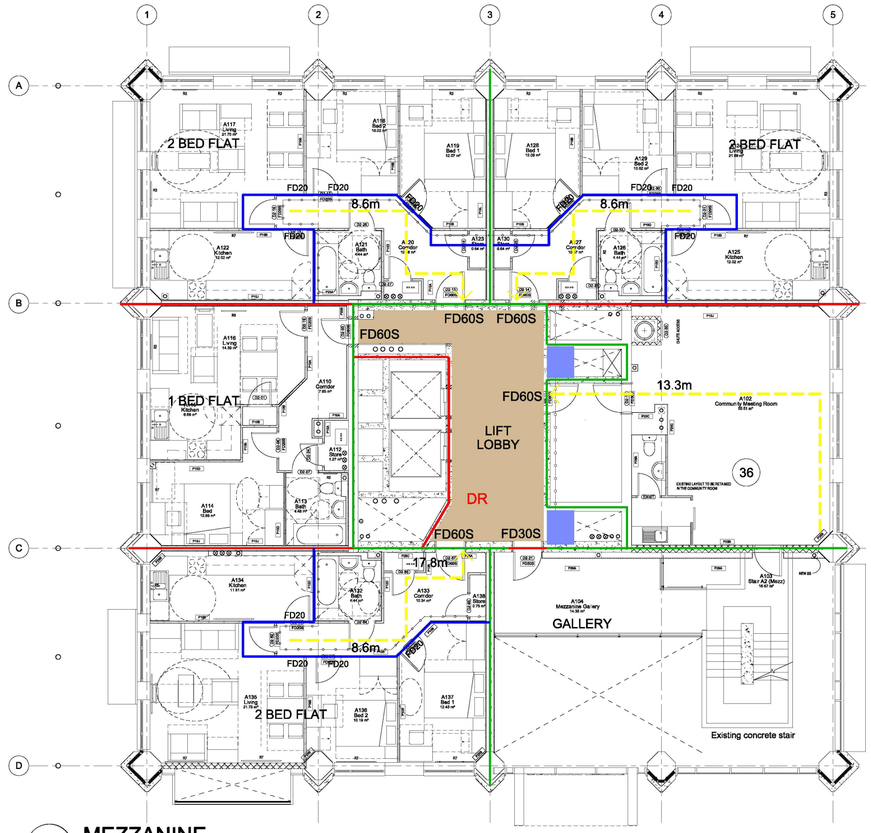

1 MEZZANINE
1:100

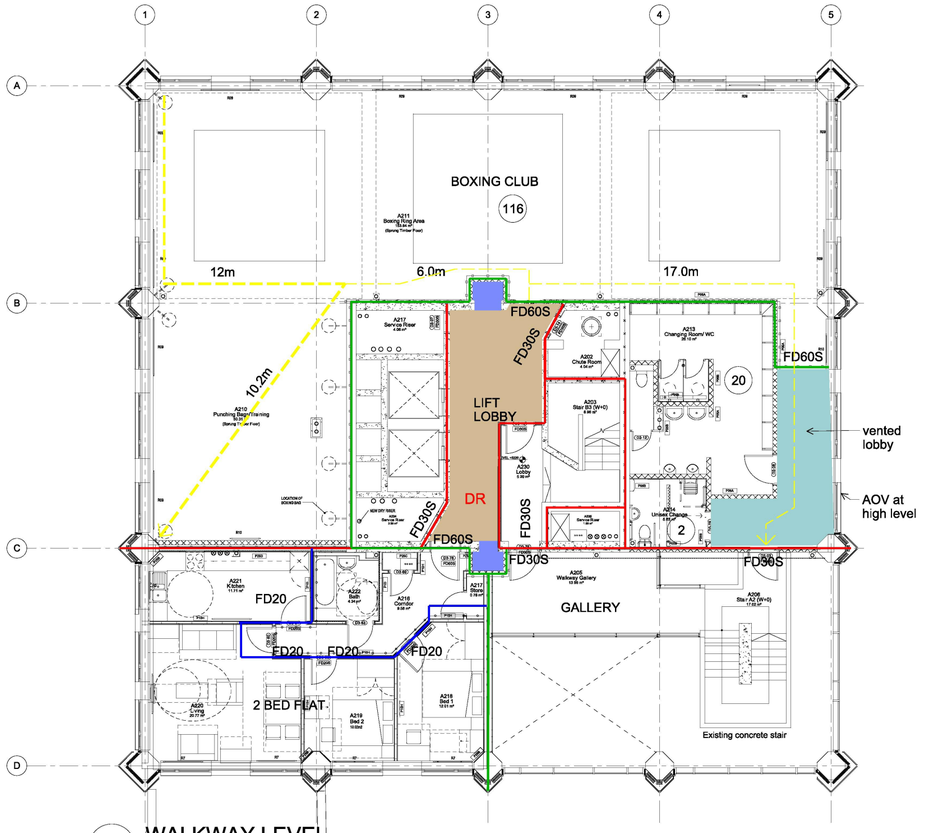

2 WALKWAY LEVEL
1:100

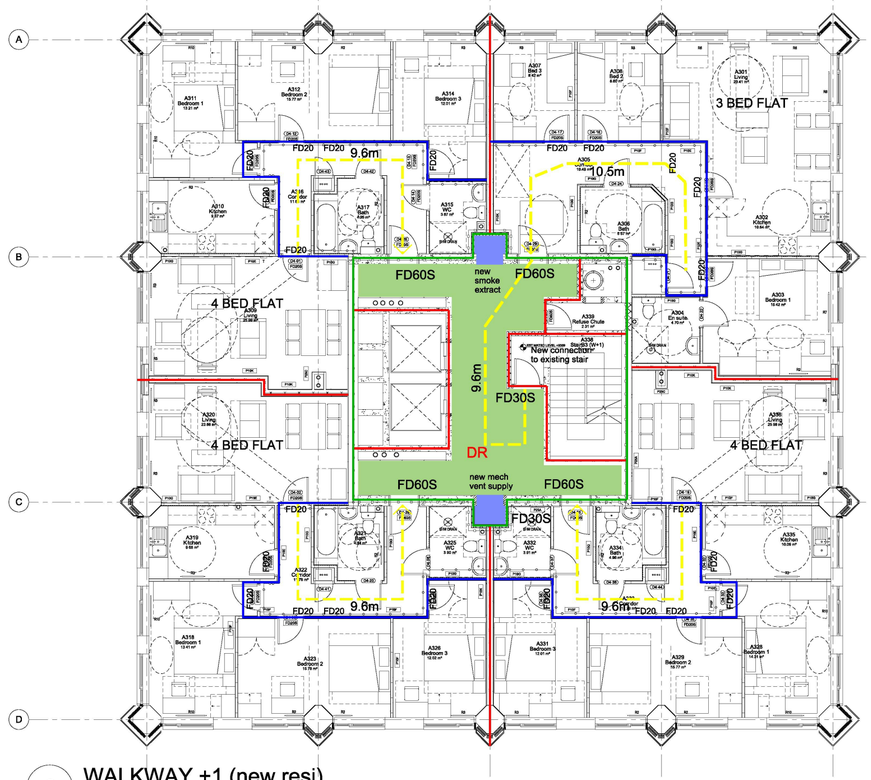

3 WALKWAY +1 (new resi)
1:100

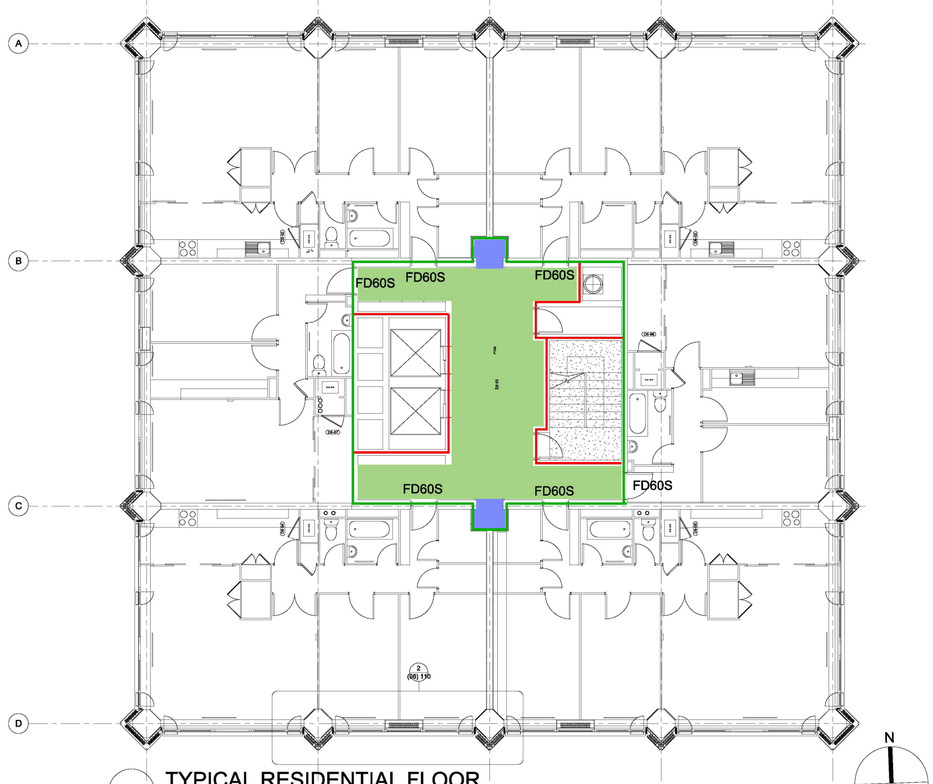

4 TYPICAL RESIDENTIAL FLOOR
1:100

0 5 10m @ 1:100

N

NOTE

1. THIS DRAWING IS COPYRIGHT STUDIO E LLP.
2. THE CONTRACTOR MUST NOT SCALE FROM THE DRAWING ALL DIMENSIONS TO BE TAKEN FROM DIMENSION STRINGS.
3. WHERE ANY DISCREPANCIES ARE FOUND BETWEEN DIMENSIONS THESE MUST BE BROUGHT TO THE ATTENTION OF THE ARCHITECTS FOR RESOLUTION.
4. WHERE DISCREPANCIES EXIST BETWEEN REFERENCE OR ASSEMBLY DRAWINGS & DETAIL DRAWINGS, THE LATTER TAKE PREFERENCE.

KEY

- 30 minute rated construction line
- 60 minute rated construction line
- 120 minute rated construction line
- Final Exit
- Escape route in one direction
- Escape route in multiple directions
- 1hr Fire Curtain
- DR Dry Riser
- 32 Room Occupancy
- AOV vented lobby
- Mech vented lobby (re-used ducts)
- Mech vented lobby (existing ducts extended down)

05	11/01/16	Scheme Updated
04	23/02/15	Scheme Updated
03	13/02/15	Scheme Updated
02	10/11/14	Scheme Updated
01	24/10/14	Scheme Updated

Kensington & Chelsea TMO

AS BUILT

STUDIO E ARCHITECTS LTD
310 Linton House, 164/180 Union Street
London SE1 0LH

GRENFELL TOWER REGENERATION PROJECT
PROJECT

FIRE STRATEGY
DRAWING

1:100@A1 — SCALE
24/10/13 — DATE

1279 (08) 101 — DWG. NO.
05 — ISSUE
BS — CHECKED

RYD00000435/31

RYD00000435_0031

STANDARD <2.5m

P10A K10/125

PRODUCT: GYPWALL CLASSIC
1 x 12.5mm WALLBOARD
48mm 'C' STUD @ 600mmCTS
1 x 12.5mm WALLBOARD

PERFORMANCE:
FIRE RATING: 30 MINUTES (BS/EN 1364)
ACOUSTIC RATING: 34 Rw dB
MAX. HEIGHT: 2500mm

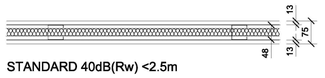

STANDARD 40dB(Rw) <2.5m

P10B K10/125

PRODUCT: GYPWALL CLASSIC
1 x 12.5mm WALLBOARD
48mm 'C' STUD @ 600mmCTS
25mm isover insulation
1 x 12.5mm WALLBOARD

PERFORMANCE:
FIRE RATING: 30 MINUTES (BS/EN 1364)
ACOUSTIC RATING: 40 Rw dB
MAX. HEIGHT: 2500mm

COMPARTMENT WALL
2HR / 40dB(Rw) <2.5m

P10C K10/125

PRODUCT: GYPWALL CLASSIC
2 x 12.5mm FIRELINE
48mm 'C' STUD @ 600mmCTS
25mm isover insulation
2 x 12.5mm FIRELINE

PERFORMANCE:
FIRE RATING: 120 MINUTES (BS/EN 1364)
ACOUSTIC RATING: 42 Rw dB
MAX. HEIGHT: 2500mm

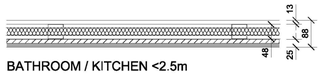

BATHROOM / KITCHEN <2.5m

P10D K10/125

PRODUCT: GYPWALL CLASSIC
1 x 12.5mm WALLBOARD
48mm 'C' STUD @ 600mmCTS
25mm isover insulation
1 x 12.5mm PLYWOOD

TO SHOWERS AND BATHS: 1 x 12.5mm KNAUF AQUAPANEL
BEHIND WC, WHB, RADIATOR: 1 x 12.5mm WALLBOARD

PERFORMANCE:
FIRE RATING: 30 MINUTES (BS/EN 1364)
ACOUSTIC RATING: 40 Rw dB
MAX. HEIGHT: 2500mm

STANDARD <3.6m

P10E K10/126

PRODUCT: GYPWALL CLASSIC
1 x 12.5mm WALLBOARD
70mm 'C' STUD @ 600mmCTS
1 x 12.5mm WALLBOARD

PERFORMANCE:
FIRE RATING: 30 MINUTES (BS/EN 1364)
ACOUSTIC RATING: 42 Rw dB
MAX. HEIGHT: 3600mm

STANDARD 40dB (Rw) <3.6m

P10F K10/126

PRODUCT: GYPWALL CLASSIC
1 x 12.5mm WALLBOARD
70mm 'C' STUD @ 600mmCTS
25mm isover insulation
1 x 12.5mm WALLBOARD

PERFORMANCE:
FIRE RATING: 30 MINUTES (BS/EN 1364)
ACOUSTIC RATING: 42 Rw dB
MAX. HEIGHT: 3600mm

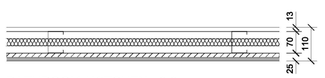

BATHROOM / KITCHEN <3.6m

P10G K10/126

PRODUCT: GYPWALL CLASSIC
1 x 12.5mm WALLBOARD
70mm 'C' STUD @ 600mmCTS
25mm isover insulation
1 x 12.5mm WALLBOARD
1 x 12.5mm PLYWOOD

TO SHOWERS AND BATHS: 1 x 12.5mm KNAUF AQUAPANEL
BEHIND WC, WHB, RADIATOR: 1 x 12.5mm WALLBOARD

PERFORMANCE:
FIRE RATING: 30 MINUTES (BS/EN 1364)
ACOUSTIC RATING: 42 Rw dB
MAX. HEIGHT: 3600mm

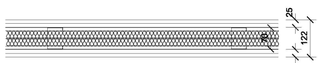

INTERMEDIATE <4.6m

P10H K10/126

PRODUCT: GYPWALL CLASSIC
2 x 12.5mm WALLBOARD
70mm 'C' STUD @ 600mmCTS
50mm isover insulation
2 x 12.5mm WALLBOARD

PERFORMANCE:
FIRE RATING: 60 MINUTES (BS/EN 1364)
ACOUSTIC RATING: 50 Rw dB
MAX. HEIGHT: 4600mm

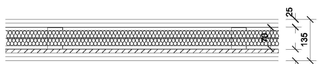

INTERMEDIATE <4.6m

P10I K10/126

PRODUCT: GYPWALL CLASSIC
2 x 12.5mm WALLBOARD
70mm 'C' STUD @ 600mmCTS
50mm isover insulation
1 x 12.5mm PLYWOOD
2 x 12.5mm WALLBOARD

TO SHOWERS AND BATHS: 1 x 12.5mm KNAUF AQUAPANEL
BEHIND WC, WHB, RADIATOR: 1 x 12.5mm WALLBOARD

PERFORMANCE:
FIRE RATING: 30 MINUTES (BS/EN 1364)
ACOUSTIC RATING: 50 Rw dB
MAX. HEIGHT: 4600mm



COMPARTMENT WALL<2.8m
1.5HR / 66 Rw dB

P10J

PRODUCT: GYPWALL QUIET IWL
2 x 15mm SOUNDBLOC
2 x 50mm 'I' STUD @ 600mmCTS
50mm isover insulation
2 x 15mm SOUNDBLOC

PERFORMANCE:
FIRE RATING: 90MINUTES (BS/EN 1364)
ACOUSTIC RATING: 66 Rw dB
MAX. HEIGHT: 2800mm

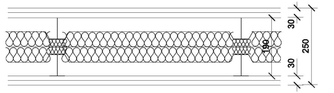

COMPARTMENT WALL <3.9m
1.5HR

P10K

PRODUCT: GYPWALL QUIET IWL
2 x 15mm SoundBloc
2 x 70mm 'I' STUD @ 600mmCTS
100mm isover insulation
2 x 15mm SoundBloc

PERFORMANCE:
FIRE RATING: 90 MINUTES (BS/EN 1364)
ACOUSTIC RATING: 70 Rw dB
MAX. HEIGHT: 3900mm

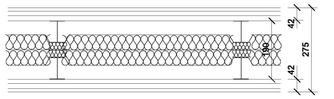

COMPARTMENT WALL <3.9m
2.0HR

P10L

PRODUCT: GYPWALL QUIET IWL
2 x 15mm SoundBloc, 1 x 12.5mm Gyproc FireLine
2 x 70mm 'I' STUD @ 600mmCTS
100mm isover insulation
2 x 15mm SoundBloc, 1x12.5mm Gyproc FireLine

PERFORMANCE:
FIRE RATING: 90 MINUTES (BS/EN 1364)
ACOUSTIC RATING: 70 Rw dB
MAX. HEIGHT: 3900mm

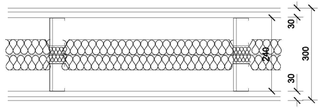

COMPARTMENT WALL <8.0m
2.0HR

P10M

PRODUCT: GYPWALL AUDIO
19mm Gyproc Plank + 12.5mm FireLine
2 x 92mm 'C' STUD @ 600mmCTS
100mm isover insulation
19mm Gyproc Plank + 12.5mm FireLine

PERFORMANCE:
FIRE RATING: 120 MINUTES (BS/EN 1364)
ACOUSTIC RATING: 67 Rw dB
MAX. HEIGHT: 8000mm

P05A (P05C NBS F10/358)

140mm FAIR FACED PAINT GRADE BLOCK

(140mm HIGH DENSITY FAIR FACED PAINT GRADE BLOCK)

P05B

25mm (APPROX.) FOR TILES ON RENDER

140mm FAIR FACED PAINT GRADE BLOCK

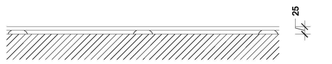

P25A

25mm DOT AND DAB 12.5mm WALLBOARD
CONCRETE

P25B

PRODUCT: GYPLYNER UNIVERSAL
12.5mm WALLBOARD
25-125mm SPACE
CONCRETE / MASONRY

P25C

PRODUCT: GYPLYNER IWL
12.5mm WALLBOARD
CONCRETE / MASONRY

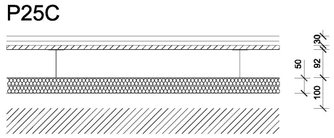

P25D

PRODUCT: GYPLYNER IWL
2 x 15mm SoundBloc
1 x 12.5mm Plywood
92mm 'C' STUD @ 600mmCTS
50mm mineral wool
CONCRETE / MASONRY

P26A

12.5mm VENEERED PLYWOOD

BACKING WALL / PARTITION

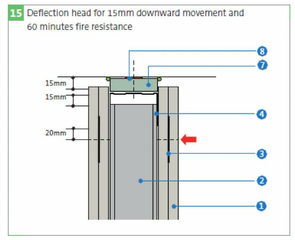

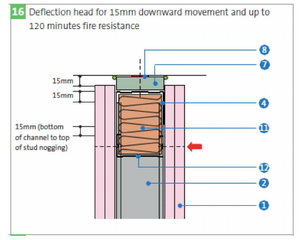

TYPICAL DEFLECTION HEAD DETAILS to underside of flat concrete slab or plasterboard lined beams running parallel with partition

KEY to details 15 & 16
1. Gyproc plasterboard or Glasroc F specialist board
2. Gypframe 'C'Stud
3. Gypframe GFS1 Fixing Strap
4. Gypframe Deep Flange Floor & Ceiling Channel suitably fixed through fire-stop to structure at 600mm
5. Gypframe Extra Deep Flange Floor & Ceiling Channel suitably fixed through fire-stop to structure at 600mm
6. Gypframe Extra Deep Flange Floor & Ceiling Channel fixed to timber head plate
7. Gyproc CoreBoard
8. Gyproc FireStrip (continuous)
9. Timber head plate suitably fixed to structure
10. 25mm Glasroc F FIRECASE
11. Stone mineral wool (minimum 33kg/m3) retained by stud nogging (by others)
12. Nogging cut from Gypframe 'C'Stud

No fixings should be made through the boards into the flanges of the head channel. The arrow ( ) denotes the position of the uppermost board fixing, which should
be made into Gypframe GFS1 Fixing Strap. Continuous Gyproc FireStrip must be installed as shown to maintain fire performance

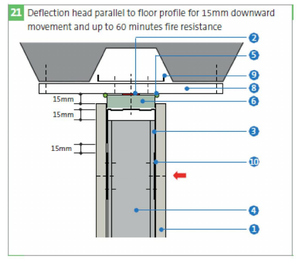

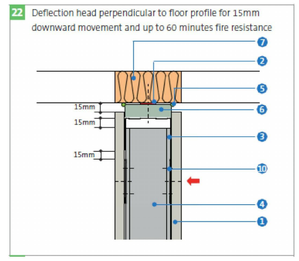

TYPICAL DEFLECTION HEAD DETAILS to underside of composite deck

KET to details 21 & 22
1. Gyproc plasterboard or Glasroc F specialist board
2. Gyproc FireStrip (continuous line)
3. Gypframe Deep Flange Floor & Ceiling Channels (DC)
4. Gypframe 'C'Stud
5. Gyproc Sealant
6. Gyproc CoreBoard
7. Fire-stopping (by others)
8. Glasroc F FIRECASE
9. Gypframe 99 FC 50 Fixing Channel
10. Gypframe GFS1 Fixing Strap fixed to studs with Gyproc Wafer Head Drywall Screws

No fixings should be made through the boards into the flanges of the head channel. The arrow ( ) denotes the position of the uppermost board fixing, which should
be made into Gypframe GFS1 Fixing Strap. Continuous Gyproc FireStrip must be installed as shown to maintain fire performance

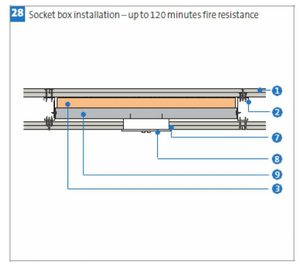

TYPICAL ELECTRICAL SOCKET DETAIL

KEY to detail 28
1. Gyproc plasterboard or British Gypsum specialist board
2. Gypframe 'C' Stud
3. Stone mineral wool (minimum 80kg/m3) backing to socket box
7. Gyproc Sealant at switch box perimeter for improved acoustics
8. Electrical socket with metal back box fitted tight into plasterboard
9. Gypframe Standard Floor & Ceiling Channel receiving fixing of socket box - channel legs tabbed, bent and fixed to metal studs with Gyproc Wafer Head Drywall Screws

Note:
Stagger sockets, switches, etc. on each side of the wall such that they are not positioned in opposite bays

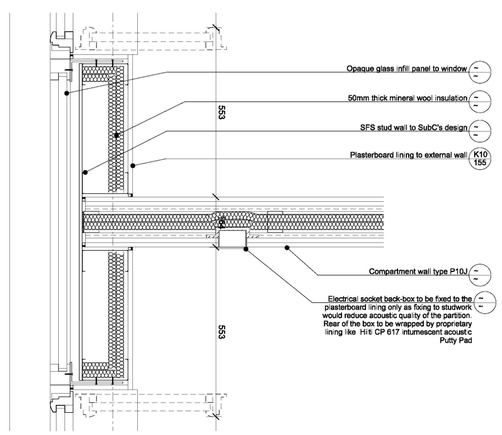

COMPARTMENT WALL JUNCTION WITH EXTERNAL WALL
on Walkway +1 level

P10J

NOTE

1. THIS DRAWING IS COPYRIGHT STUDIO E LLP.
2. THE CONTRACTOR MUST NOT SCALE FROM THE DRAWING ALL DIMENSIONS TO BE TAKEN FROM DIMENSION STRINGS.
3. WHERE ANY DISCREPANCIES ARE FOUND BETWEEN DIMENSIONS THESE MUST BE BROUGHT TO THE ATTENTION OF THE ARCHITECTS FOR RESOLUTION.
4. WHERE DISCREPANCIES EXIST BETWEEN REFERENCE OR ASSEMBLY DRAWINGS & DETAIL DRAWINGS, THE LATTER TAKE PREFERENCE.

04	10/11/14	Types Updated
03	30/10/14	High Density BW type added
02	20/10/14	Additional wall types added
01	15/01/14	Resiliant bar partition walls replaced by double stud

Kensington & Chelsea TMO

AS BUILT

STUDIO E ARCHITECTS LTD

310 Linton House, 164/180 Union Street
London SE1 0LH

GRENFELL TOWER
REGENERATION PROJECT
PROJECT

PARTITION TYPES
DRAWING

1:10@A1	1/11/13	
SCALE	DATE	
1279 (22)100	04	BS
DWG. NO.	ISSUE	CHECKED

RYD00000435/32

RYD00000435_0032

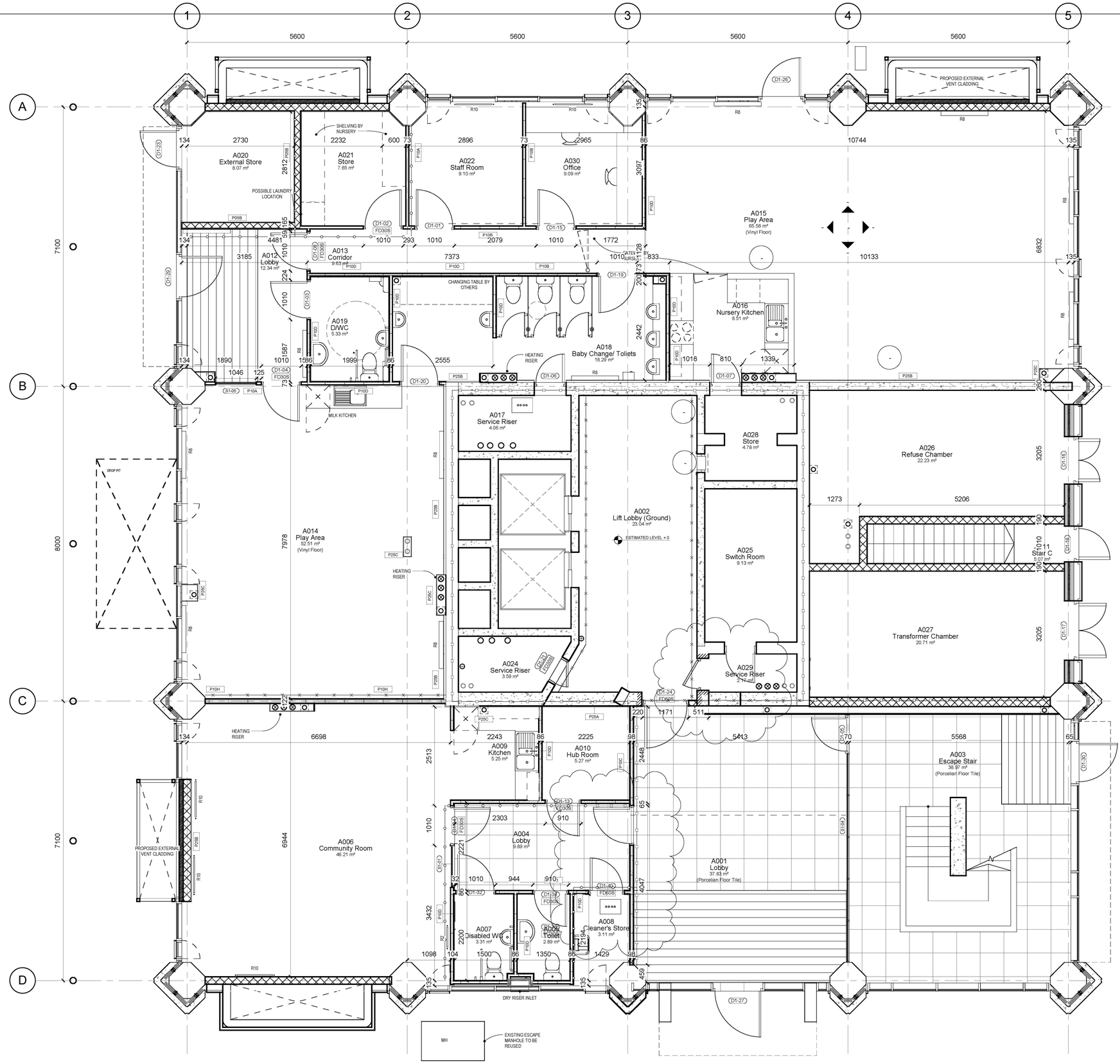

NOTE:

1. THIS DRAWING IS COPYRIGHT STUDIO E LLP.
2. THE CONTRACTORS MUST NOT SCALE FROM THE DRAWING ALL DIMENSIONS TO BE TAKEN FROM DIMENSION STRINGS.
3. WHERE ANY DISCREPANCIES ARE FOUND BETWEEN DIMENSIONS THESE MUST BE BROUGHT FOWARD TO THE ATTENTION OF THE ARCHITECTS FOR RESOLUTION.
4. WHERE DICREPANCIES EXIST BETWEEN REFERENCE OR ASSEMBLY DRAWINGS & DETAIL DRAWINGS, THE LATTER TAKE PREFERENCE.

No.	Description	Date
9	Store at Entrance Modified to BC requirement	03/07/15
8	Comm Kitchen/ Riser Door/ Milk Kitchen	08/05/15
7	Community Kitchen/ Entrance Matt	23/03/15
6	Mechanical AOV Modified/ Door rating	23/02/15
5	Layouts Updated to reflect BC Fire Meeting	28/11/14

Kensington & Chelsea TMO

AS BUILT

STUDIO E ARCHITECTS
[redacted]
www.studioe.co.uk

GRENFELL TOWER REGENERATION PROJECT
PROJECT

Setting Out Plan Ground Plan
DRAWING

1 : 50 — SCALE
02/10/14 — DATE

1279 (22) 101 — DWG. NO.
09 — REVISION
CHECKED

RYD00000435/33

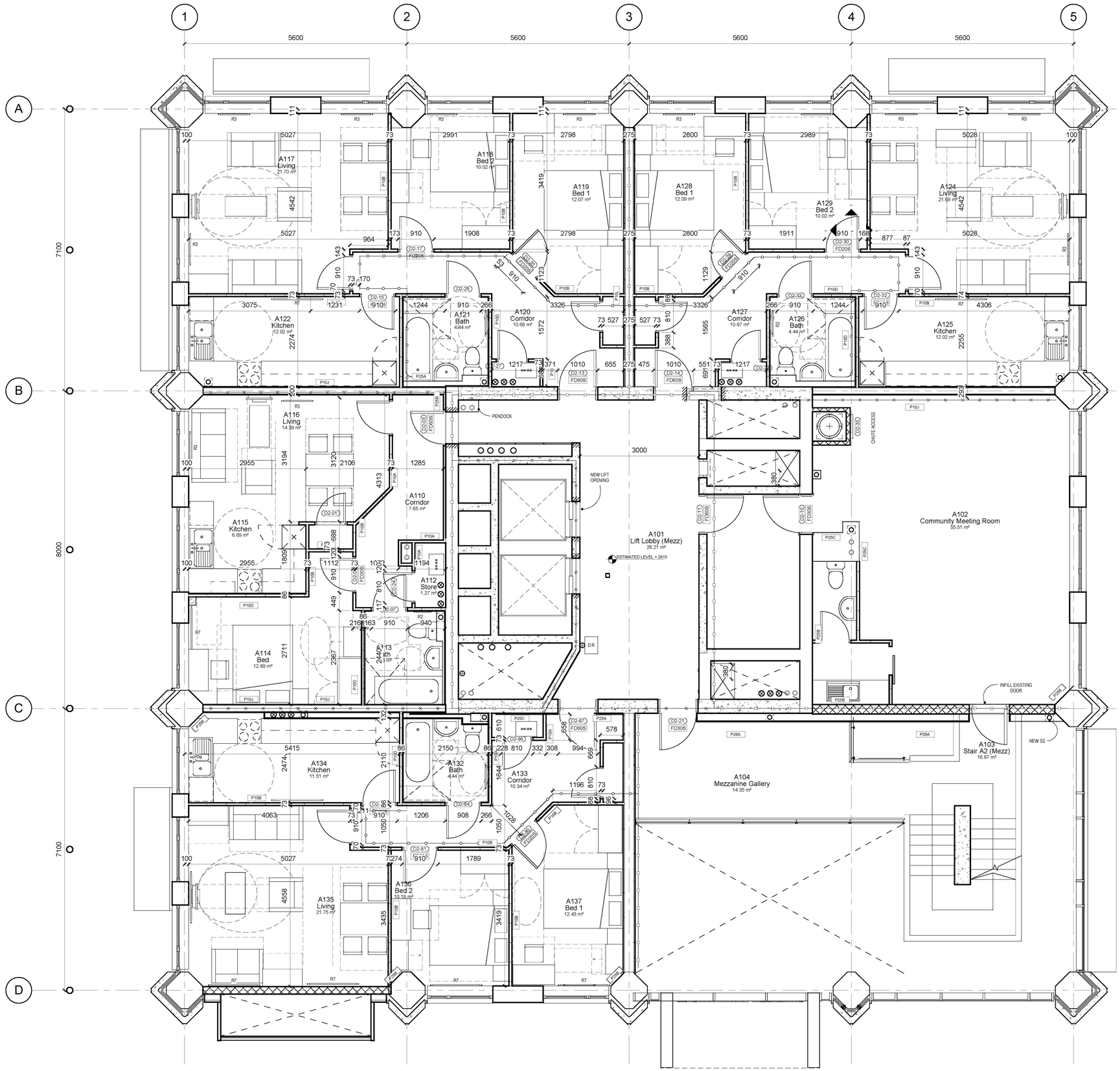

NOTE:

1. THIS DRAWING IS COPYRIGHT STUDIO E LLP.
2. THE CONTRACTORS MUST NOT SCALE FROM THE DRAWING ALL DIMENSIONS TO BE TAKEN FROM DIMENSION STRINGS.
3. WHERE ANY DISCREPANCIES ARE FOUND BETWEEN DIMENSIONS THESE MUST BE BROUGHT FOWARD TO THE ATTENTION OF THE ARCHITECTS FOR RESOLUTION.
4. WHERE DICREPANCIES EXIST BETWEEN REFERENCE OR ASSEMBLY DRAWINGS & DETAIL DRAWINGS, THE LATTER TAKE PREFERENCE.

No.	Description	Date
8	2 Bed App. change 3 to 4 Person	Date 13
7	Mechanical AOV Modified/ Door rating	23/02/15
6	New Flat Updated	27/01/15
5	Kitchen Layouts Updated	06/01/15
4	Layouts Updated to reflect BC Fire Meeting	28/11/14
3	Layout tweeked, door numbers rationalised	13/11/14

Kensington & Chelsea TMO

AS BUILT

STUDIO E ARCHITECTS

[redacted]

www.studioe.co.uk

GRENFELL TOWER REGENERATION PROJECT

PROJECT

Setting Out Plan Mezzanine Plan

DRAWING

1 : 50 — SCALE

02/10/14 — DATE

1279 (22) 102 — DWG. NO.

08 — REVISION

CHECKED

RYD00000435/24

RYD00000435_0034

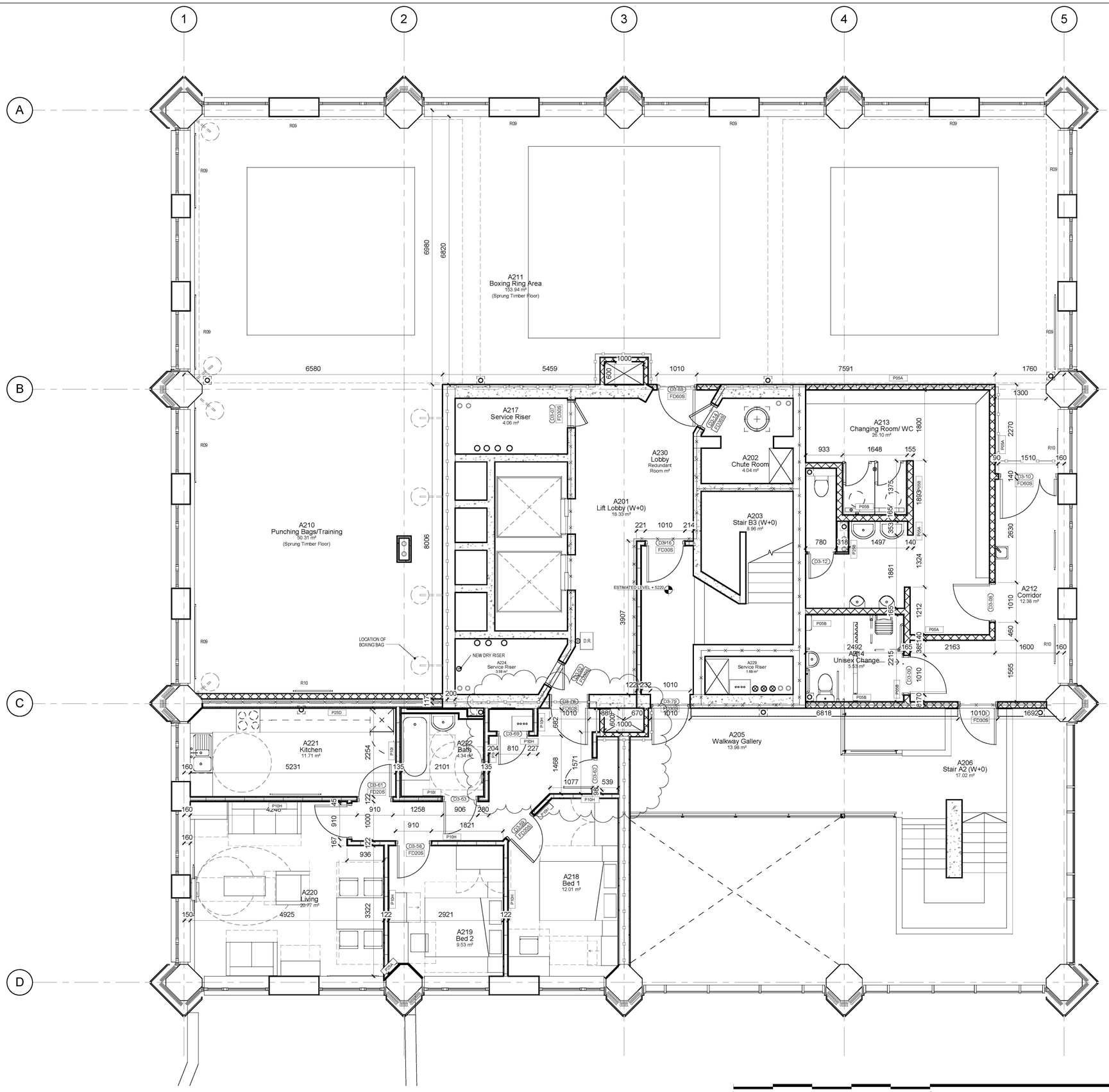

1 **Walkway**
1 : 50

NOTE:

1. THIS DRAWING IS COPYRIGHT STUDIO E LLP.
2. THE CONTRACTORS MUST NOT SCALE FROM THE DRAWING ALL DIMENSIONS TO BE TAKEN FROM DIMENSION STRINGS.
3. WHERE ANY DISCREPANCIES ARE FOUND BETWEEN DIMENSIONS THESE MUST BE BROUGHT FOWARD TO THE ATTENTION OF THE ARCHITECTS FOR RESOLUTION.
4. WHERE DICREPANCIES EXIST BETWEEN REFERENCE OR ASSEMBLY DRAWINGS & DETAIL DRAWINGS, THE LATTER TAKE PREFERENCE.

No.	Description	Date
11	Accessible shower swapped with sink position	08/05/15
10	2 Bed Corridor Cupboard Layouts Unified	08/05/15
9	2 Bed App. change 3 to 4 Person	Date 13
8	Mechanical AOV Modified/ Door rating	23/02/15
7	New Flat Updated	27/01/15
6	Kitchen Layouts Updated	06/01/15

Kensington & Chelsea TMO

AS BUILT

STUDIO E ARCHITECTS
319 Linton Mosses, 164/180 Union Street
[redacted]
www.studioe.co.uk

GRENFELL TOWER REGENERATION PROJECT
PROJECT

Setting Out Plan Walkway Plan
DRAWING

1 : 50 — SCALE
02/10/14 — DATE

1279 (22) 103 — DWG. NO.
11 — REVISION
CHECKED

RYD00000435/35

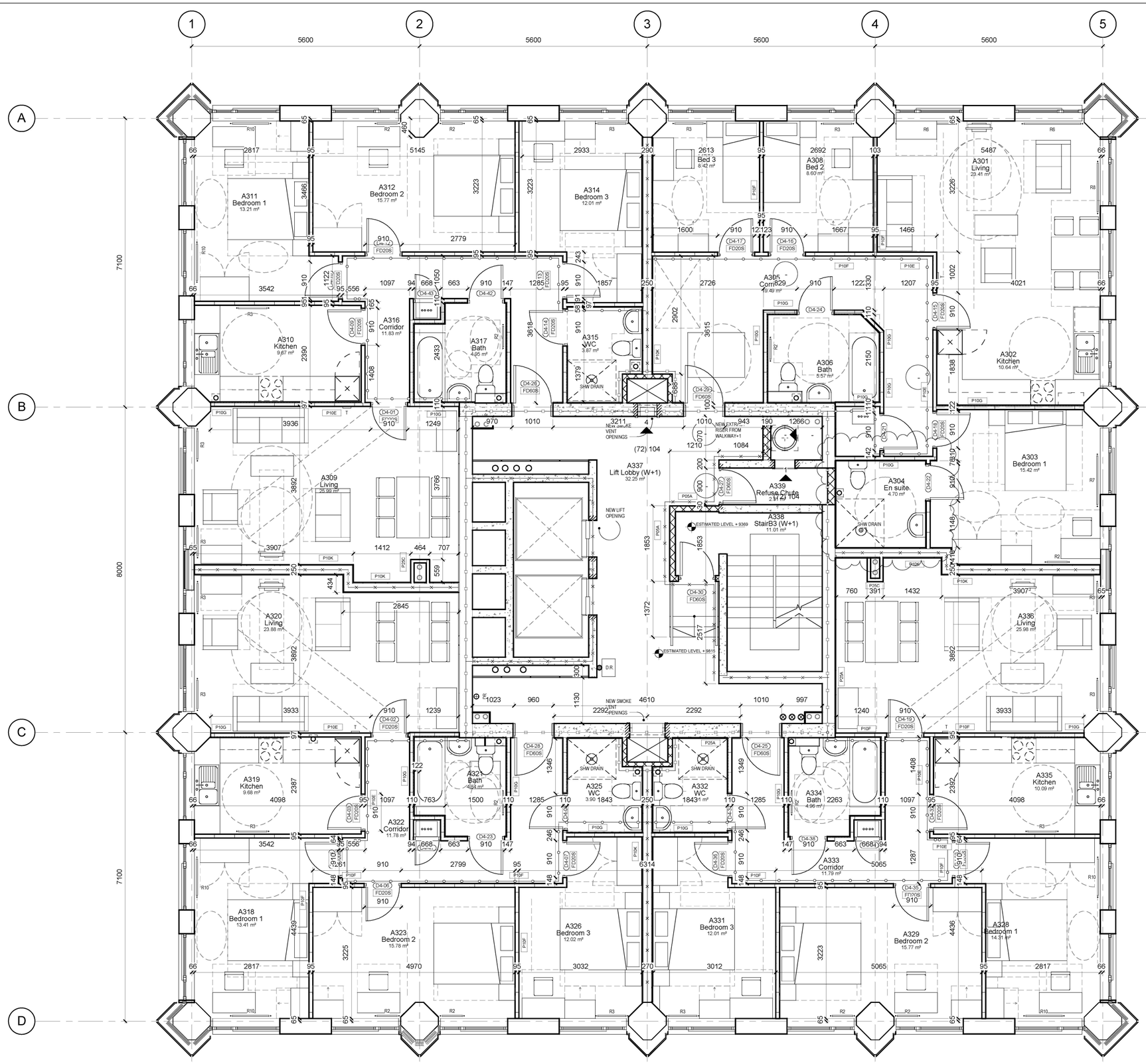

NOTE:

1. THIS DRAWING IS COPYRIGHT STUDIO E LLP.
2. THE CONTRACTORS MUST NOT SCALE FROM THE DRAWING ALL DIMENSIONS TO BE TAKEN FROM DIMENSION STRINGS.
3. WHERE ANY DISCREPANCIES ARE FOUND BETWEEN DIMENSIONS THESE MUST BE BROUGHT FOWARD TO THE ATTENTION OF THE ARCHITECTS FOR RESOLUTION.
4. WHERE DICREPANCIES EXIST BETWEEN REFERENCE OR ASSEMBLY DRAWINGS & DETAIL DRAWINGS, THE LATTER TAKE PREFERENCE.

No.	Description	Date
8	Accessible shower swapped with sink position	08/05/15
7	Mechanical AOV Modified/ Door rating	23/02/15
6	Kitchen Layouts Updated	06/01/15
5	4 Bed flats changed to three Bedrooms	16/12/14
4	Layout tweeked, door numbers rationalised	13/11/14

Kensington & Chelsea TMO

AS BUILT

STUDIO E ARCHITECTS
[redacted]
www.studioe.co.uk

GRENFELL TOWER REGENERATION PROJECT
PROJECT

Setting Out Plan Proposed Walkway+1 Plan
DRAWING

1 : 50 — SCALE — 10/09/14 — DATE

1279 (22) 104 — DWG. NO. — 08 — REVISION — CHECKED

1 Walkway+1
1 : 50

0 5m 10m @ 1:50

RYD00000435/36

RYD00000435_0036

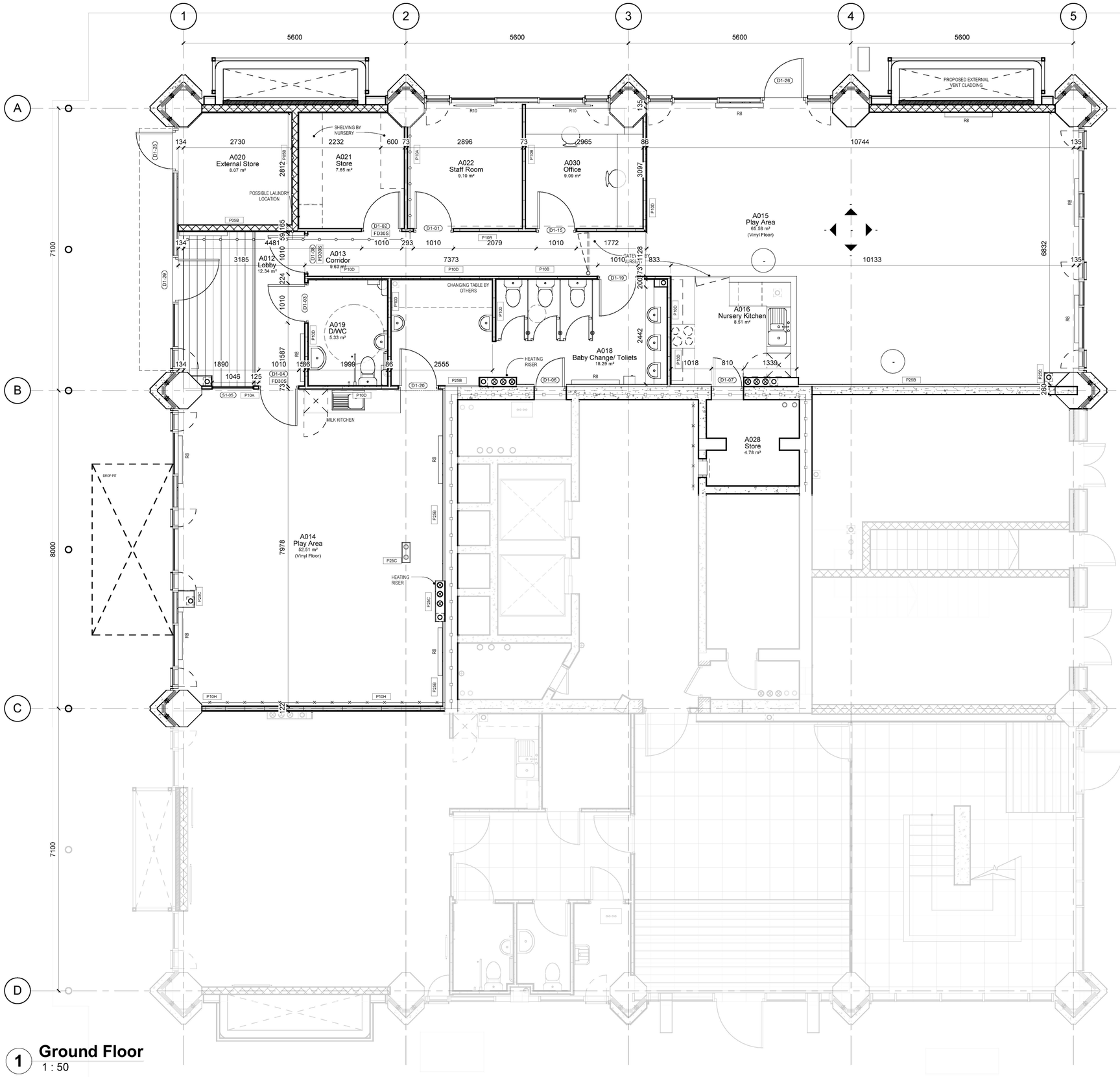

1 Ground Floor

1 : 50

NOTE:

1. THIS DRAWING IS COPYRIGHT STUDIO E LLP.
2. THE CONTRACTORS MUST NOT SCALE FROM THE DRAWING ALL DIMENSIONS TO BE TAKEN FROM DIMENSION STRINGS.
3. WHERE ANY DISCREPANCIES ARE FOUND BETWEEN DIMENSIONS THESE MUST BE BROUGHT FOWARD TO THE ATTENTION OF THE ARCHITECTS FOR RESOLUTION.
4. WHERE DICREPANCIES EXIST BETWEEN REFERENCE OR ASSEMBLY DRAWINGS & DETAIL DRAWINGS, THE LATTER TAKE PREFERENCE.

No.	Description	Date
9	Store at Entrance Modified to BC requirement	03/07/15
8	Comm Kitchen/ Riser Door/ Milk Kitchen	08/05/15
7	Community Kitchen/ Entrance Matt	23/03/15
6	Mechanical AOV Modified/ Door rating	23/02/15
5	Layouts Updated to reflect BC Fire Meeting	28/11/14

Kensington & Chelsea TMO

AS BUILT

STUDIO E ARCHITECTS

[redacted]

www.studioe.co.uk

GRENFELL TOWER REGENERATION PROJECT

PROJECT

Setting Out Plan Ground Plan

DRAWING

1 : 50 — SCALE

02/10/14 — DATE

1279 (23) 101

DWG. NO. — REVISION — CHECKED

RYD00000435/37

RYD00000435_0037

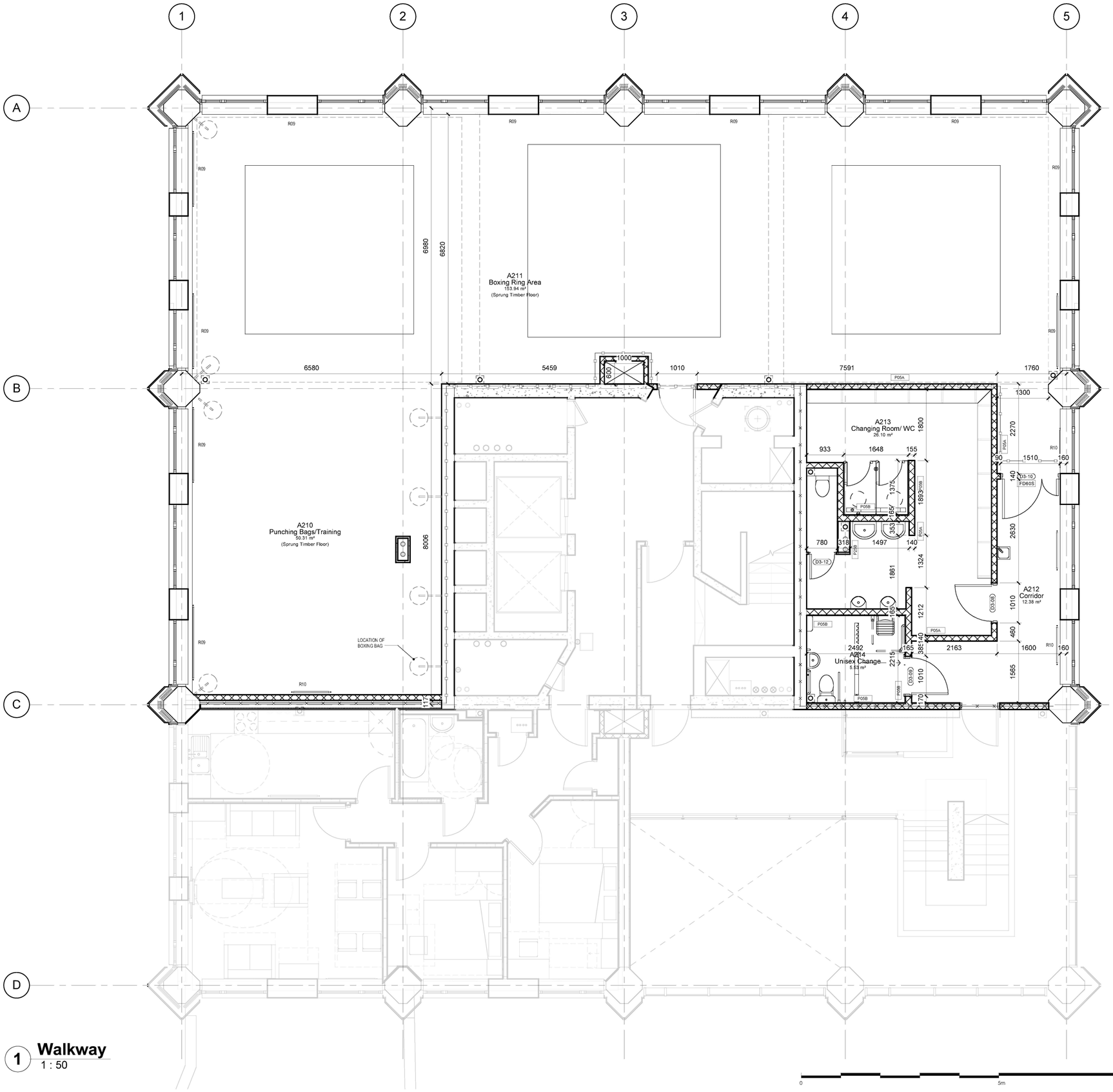

1 **Walkway**
1 : 50

NOTE:

1. THIS DRAWING IS COPYRIGHT STUDIO E LLP.
2. THE CONTRACTORS MUST NOT SCALE FROM THE DRAWING ALL DIMENSIONS TO BE TAKEN FROM DIMENSION STRINGS.
3. WHERE ANY DISCREPANCIES ARE FOUND BETWEEN DIMENSIONS THESE MUST BE BROUGHT FOWARD TO THE ATTENTION OF THE ARCHITECTS FOR RESOLUTION.
4. WHERE DICREPANCIES EXIST BETWEEN REFERENCE OR ASSEMBLY DRAWINGS & DETAIL DRAWINGS, THE LATTER TAKE PREFERENCE.

No.	Description	Date
11	Accessible shower swapped with sink position	08/05/15
10	2 Bed Corridor Cupboard Layouts Unified	08/05/15
9	2 Bed App. change 3 to 4 Person	Date 13
8	Mechanical AOV Modified/ Door rating	23/02/15
7	New Flat Updated	27/01/15
6	Kitchen Layouts Updated	06/01/15

Kensington & Chelsea TMO

AS BUILT

STUDIO E ARCHITECTS
[redacted]
www.studioe.co.uk

GRENFELL TOWER REGENERATION PROJECT
PROJECT

Setting Out Plan Walkway Plan
DRAWING

1 : 50	02/10/14
SCALE	DATE

1279 (23) 103		
DWG. NO.	REVISION	CHECKED

TYPE : Door_Int-1.5-Blnk-Paint

DR-01 TYPICAL 1.5 LEAF PAINTED DOOR

FD-30S
LEAF THICKNESS: 44mm

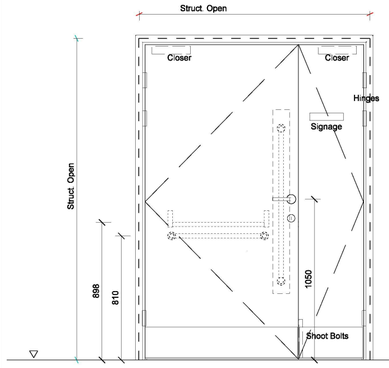

TYPE : Door_Int-1.5-Blnk-Paint

DR-02 TYPICAL 1.5 LEAF PAINTED DOOR

FD-60S
LEAF THICKNESS: 54mm

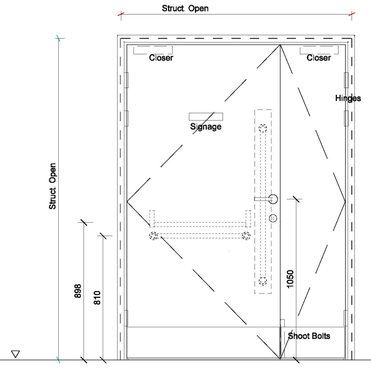

TYPE : Door_Int-Sgl-Blnk-Paint-Duct

DR-03 TYPICAL ACCESS FROM LOBBY TO RISER CUPBOARD

FD-30S
LEAF THICKNESS: 44mm

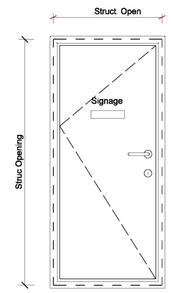

TYPE : Door_Int-Sgl-Blnk-PrePaint-FD

DR-04 TYPICAL FRONT DOOR - SINGLE LEAF-BLANK PRE-FINISHED DOORSET L20/420

FD-60S

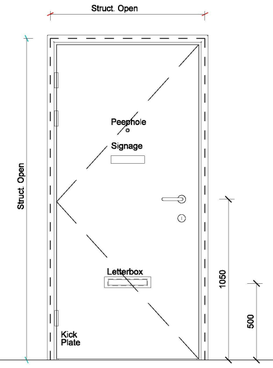

NOTE

1. THIS DRAWING IS COPYRIGHT STUDIO E LLP.
2. THE CONTRACTOR MUST NOT SCALE FROM THE DRAWING ALL DIMENSIONS TO BE TAKEN FROM DIMENSION STRINGS.
3. WHERE ANY DISCREPANCIES ARE FOUND BETWEEN DIMENSIONS THESE MUST BE BROUGHT TO THE ATTENTION OF THE ARCHITECTS FOR RESOLUTION.
4. WHERE DISCREPANCIES EXIST BETWEEN REFERENCE OR ASSEMBLY DRAWINGS & DETAIL DRAWINGS, THE LATTER TAKE PREFERENCE.

TYPE : Door_Int-Sgl-Blnk-Paint

DR-05 SINGLE LEAF-BLANK PAINTED DOOR

N/A
LEAF THICKNESS: 44mm

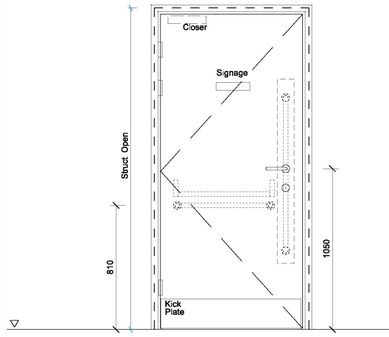

TYPE : Door_Int-Sgl-Blnk-Paint-FD

DR-06 TYPICAL SINGLE LEAF - BLANK PAINTED DOOR - 'FIRE DOOR'

FD-20S
LEAF THICKNESS: 54mm

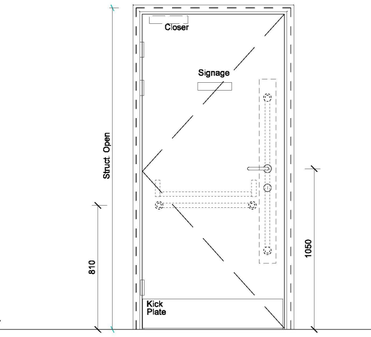

TYPE : Door_Int-Sgl-Blnk-Paint-FD

DR-07 TYPICAL SINGLE LEAF - BLANK PAINTED DOOR - 'FIRE DOOR'

FD-30S
LEAF THICKNESS: 54mm

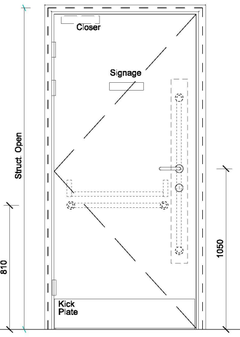

TYPE : Door_Int-Sgl-Blnk-Paint-FD

DR-08 TYPICAL SINGLE LEAF - BLANK PAINTED DOOR - 'FIRE DOOR'

FD-60S
LEAF THICKNESS: 54mm

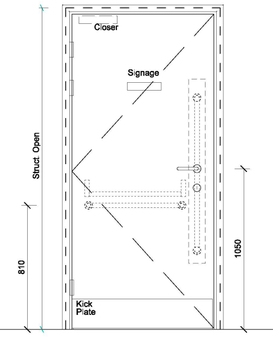

TYPE : Door_Int-Dbl-Blnk-Paint

DR-09 TYPICAL DOUBLE LEAF-BLANK PAINTED DOOR

N/A
LEAF THICKNESS: 40mm

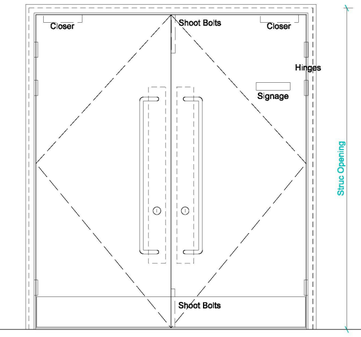

TYPE: Door_Int-Sgl-Vsn-Paint

DR-10 TYPICAL SINGLE LEAF - PAINTED WITH VISION PANEL

N/A
LEAF THICKNESS: 44mm

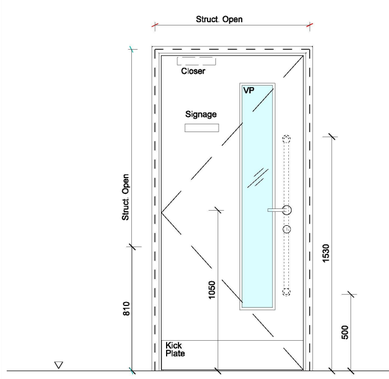

TYPE: Door_Int-Sgl-Vsn-Paint-FD

DR-11 TYPICAL SINGLE LEAF - PAINTED WITH VISION PANEL - 'FIRE DOOR'

FD-30S
LEAF THICKNESS: 44mm

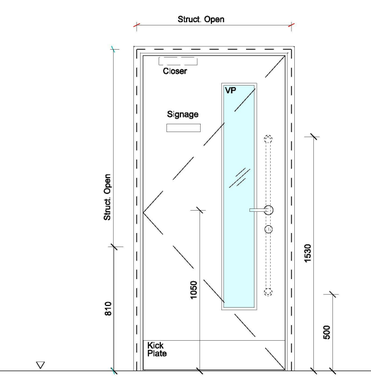

TYPE: Door_Int-Sgl-Vsn-Paint-FD

DR-12 TYPICAL SINGLE LEAF - PAINTED WITH VISION PANEL - 'FIRE DOOR'

FD-60S
LEAF THICKNESS: 44mm

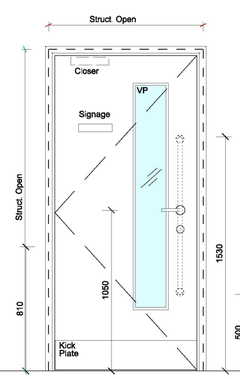

TYPE : Door_Int-Sgl-Blnk-Paint-Access

DR-13 TYPICAL ACCESS FROM KITCHIN STORE TO HIU

N/A
LEAF THICKNESS: 25mm

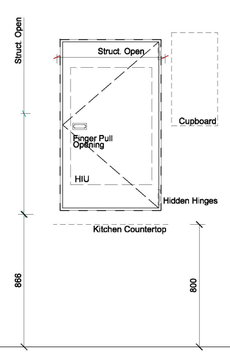

TYPE : Door_Int-Dbl-Blnk-Paint-Access

DR-14 TYPICAL ACCESS TO RESI STORAGE

N/A
LEAF THICKNESS: 20mm

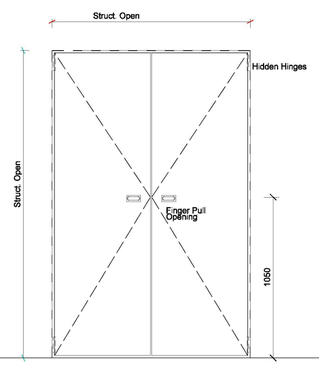

Kensington & Chelsea TMO

AS BUILT

STUDIO E ARCHITECTS LTD

310 Linton House, 164/180 Union Street London SE1 0LH

GRENFELL TOWER REGENERATION PROJECT
PROJECT

DOOR TYPES - INTERNAL
DRAWING

1:20@A1 — SCALE
18/10/13 — DATE

1279 (32)100 — DWG. NO.
00 — ISSUE
BS — CHECKED

RYD00000435/39

GLAZED SCREEN - GALLERY - L40/460

include for windpost

Note - unrestrained head condition for S3-02

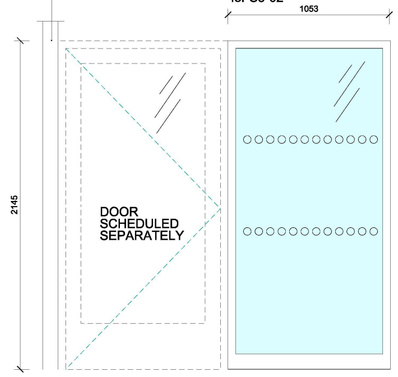

SCREENS:
S2-02
S3-02

GLAZED SCREEN - ENTRANCE LOBBY L40/461



FLOOR

SCREENS:
S1-04

GLAZE SCREEN L40/460 30min (TO COMMUNITY ROOM A006)

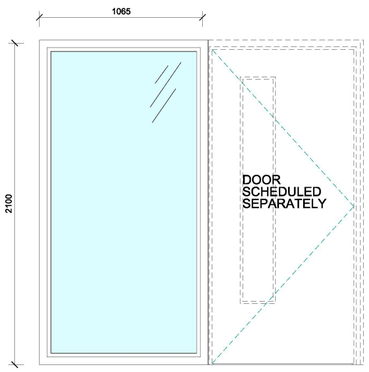

SCREENS:
S1-01

GLAZE SCREEN L40/461 (NURSERY)

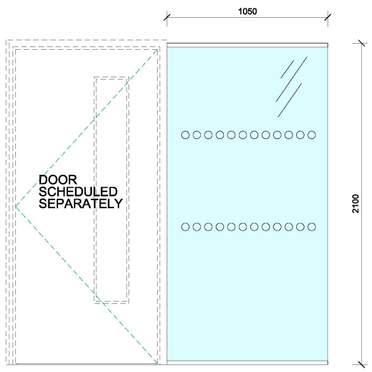

SCREENS:
S1-05

NOTE

1. THIS DRAWING IS COPYRIGHT STUDIO E LLP.
2. THE CONTRACTOR MUST NOT SCALE FROM THE DRAWING ALL DIMENSIONS TO BE TAKEN FROM DIMENSION STRINGS.
3. WHERE ANY DISCREPANCIES ARE FOUND BETWEEN DIMENSIONS THESE MUST BE BROUGHT TO THE ATTENTION OF THE ARCHITECTS FOR RESOLUTION.
4. WHERE DISCREPANCIES EXIST BETWEEN REFERENCE OR ASSEMBLY DRAWINGS & DETAIL DRAWINGS, THE LATTER TAKE PREFERENCE.

01	10/11/14	Screens Updated

Kensington & Chelsea TMO

AS BUILT

STUDIO E ARCHITECTS LTD

310 Linton House, 164/180 Union Street London SE1 0LH

GRENFELL TOWER REGENERATION PROJECT

PROJECT

GLAZED SCREEN SCHEDULE

DRAWING

SCALE	DATE
1:20@A1	20/11/13

DWG. NO.	ISSUE	CHECKED
1279 (32) 102	01	BS

RYD00000435/40

RYD00000435_0040

NOTE

1. THIS DRAWING IS COPYRIGHT STUDIO E LLP.
2. THE CONTRACTOR MUST NOT SCALE FROM THE DRAWING ALL DIMENSIONS TO BE TAKEN FROM DIMENSION STRINGS.
3. WHERE ANY DISCREPANCIES ARE FOUND BETWEEN DIMENSIONS THESE MUST BE BROUGHT TO THE ATTENTION OF THE ARCHITECTS FOR RESOLUTION.
4. WHERE DISCREPANCIES EXIST BETWEEN REFERENCE OR ASSEMBLY DRAWINGS & DETAIL DRAWINGS, THE LATTER TAKE PREFERENCE.

Manifestation

Frosted glass effect discs to provide visual contrast to background

50mm dia. @ 100mm Ctrs

100

50

50

1550

850

10mm

Manifestation required where distance between mullions greater than 400mm

01 02/03/16

Kensington & Chelsea TMO

AS BUILT

STUDIO E ARCHITECTS LTD

310 Linton House, 164/180 Union Street London SE1 0LH

GRENFELL TOWER REGENERATION PROJECT

PROJECT

GLAZED SCREEN MANIFESTATION SETTING OUT

DRAWING

1:20@A1 02/03/16

SCALE DATE

1279 (32) 103 01 NC

DWG. NO. ISSUE CHECKED

RYD00000435/41

RYD00000435_0041

STUDIO E LLP

DOOR SCHEDULE

Project Name: Grenfell Tower Regeneration Project

File Refernce: 1279 A2 Door Schedule

Origin Date: 19/11/2013

Status: Construction

Issue Date: 23/02/2015

Revision		
01	24/01/2014	Changes highlighted
02	30/01/2014	Entire Schedule updated. Wall width and NBS columns added
03	08/09/2014	Schedule updated with iron mongery column/ sets added
04	10/11/2014	Entire Schedule updated. door numbers rationalised, iron mongery added
05	11/11/2014	Schedule updated, additional BC Fire requirement doors added
06	20/01/2015	4 to 3 bedroom flat change doors removed
07	22/01/2015	Ironmongery updated
08	23/02/2015	Schedule Updated
09	23/05/2016	Schedule Updated

DOOR REF CODING: D1 - Ground Floor; D2 - Mezzanine; D3 - Walkway; D4 - Walkway +1; D5 - Typical Residential

Door Ref	Room No.	Room	Family: Door Name	Door Type (32)100,101	NBS	Struc Height (mm)	Struc Width (mm)	Wall Thickness	Leaf Material	Frame Material	FR	Leaf Thickness (mm)	Vision Panel	Closer	Panic Bar	Access Control	Iron Mongery Set	Comments
D1-01	A013	Corridor	Door_Int-Sgl-Vsn-Paint	DR-10	L20/410	2100	1010	73	Paint	Paint		44	Yes	No	No	No	01B	With Fingertraps
D1-02	A013	Corridor	Door_Int-Sgl-Blnk-Paint-FD	DR-07	L20/410	2100	1010	73	Paint	Paint	FD30S	44		Yes	No	No	2	With Fingertraps
D1-03	A019	D/WC	Door_Int-Sgl-Blnk-Paint	DR-05	L20/410	2100	1010	86	Paint	Paint		44	No	No		No	3	With Fingertrap
D1-04	A012	Lobby	413	DR-31		2100	1010	73	Paint	Paint	FD30S	44		Yes	No	No	01B	With Fingertraps
D1-05	A003	Escape Stair	Door_Sgl-Glazed-Alu-CW	DR-20		2078	963		Aluminium	Metal - Aluminum		40			No	No	06B	
D1-06	A018	Baby Change/ Toliets	Door_Int-Sgl-Blnk-Paint-FD	DR-08	L20/411	2100	810	330	Paint	Paint	FD60S	54		Yes	No	No	4	
D1-07	A016	Nursery Kitchen	Door_Int-Sgl-Blnk-Paint-FD	DR-08	L20/411	2100	810	330	Paint	Paint	FD60S	54		Yes	No	No	2	
D1-08	A013	Corridor	413	DR-31		2100	1010	73	Paint	Paint	FD30S	44		Yes	No	No	05B	With Fingertraps
D1-13	A004	Lobby	Door_Int-Sgl-Blnk-Veneer-412-413	DR-19		2100	910	86	Hardwood Veneer	Paint	FD30S	44		Yes	No	Yes	1	
D1-15	A013	Corridor	Door_Int-Sgl-Vsn-Paint	DR-10	L20/410	2100	1010	73	Paint	Paint		44	Yes	No	No	No	01B	With Fingertraps
D1-16	A026	Refuse Chamber	Door_Ext-Dbl-Blnk-Steel	DR-22	L20/280	2100	1210	205	Steel	Steel		70		No		No	7	
D1-17			Door_Ext-Dbl-Blnk-Steel	DR-22	L20/280	2100	1510	240	Steel	Steel		70		No		No	7	
D1-18	A011	Stair C	Door_Ext-Sgl-Blnk-Steel	DR-21	L20/280	2100		240	Steel	Steel		70		No		No	8	
D1-19	A013	Corridor	Door_Int-Sgl-Blnk-Paint	DR-05	L20/410	2100	1010	73	Paint	Paint		44	No	No		No	5	With Fingertrap
D1-20	A018	Baby Change/ Toliets	Door_Int-Sgl-Blnk-Paint	DR-05	L20/410	2100	1010	86	Paint	Paint		44	No	No		No	5	With Fingertrap
D1-21	A002	Lift Lobby (Ground)	Door_Int-Sgl-Blnk-Paint-FD	DR-07	L20/410	2100	710	200	Paint	Paint	FD30S	44		No	No	No	4	
D1-22	A029	Service Riser	Door_Int-Sgl-Blnk-Paint-FD	DR-07	L20/410	2100	810	300	Paint	Paint	FD30S	44		No	No	No	4	
D1-23			Door_Sgl-Glazed-Alu-CW	DR-20		2065	1025		Aluminum	Metal - Aluminum		40			No	No	7	
D1-24	A001	Lobby	Door_Int-Sgl-Vsn-Veneer-412-413	DR-35	L20/413	2100	1160	140	Hardwood Veneer	Paint	FD60S	54	Yes	Yes	No	No	05B	Hold Open- operation to be agreed with cl
D1-26	A015	Play Area	Door_Sgl-Glazed-Alu-CW	DR-20		2065	1085		Aluminium	Metal - Aluminum		40			Yes	No	8	Nursery fire exit- 2 no handles as requried by Ofstead
D1-27			Door_Sgl-Glazed-Alu-CW	DR-20		2040	1267		Aluminium	Metal - Aluminum		40			No	Yes	06C	Main Entrance- Fail safe
D1-29			Door_Sgl-Glazed-Alu-CW	DR-20		2065	1130		Aluminum	Metal - Aluminum		40			No	Yes	6	Nursery Entrance- Fail Safe & secondary handle as required by Ofstead
D1-30	A003	Escape Stair	Door_Sgl-Glazed-Alu-CW	DR-20		1990	1080		Aluminum	Metal - Aluminum		40			Yes	No	06B	Push button release- fail safe open under fire alarm
D1-32	A004	Lobby	Door_Int-Sgl-Blnk-Veneer-412-413	DR-04	L20/412	2100	1010	86	Hardwood Veneer	Paint	FD30S	44		No	No	No	3	
D1-34	A006	Community Room	Door_Int-Sgl-Vsn-Veneer-412-413	DR-11	L20/412	2100	1010	86	Hardwood Veneer	Paint	FD30S	44	Yes	Yes	No	No	1	
D1-37	A004	Lobby	Door_Int-Sgl-Vsn-Veneer-412-413	DR-12	L20/413	2100	1010	98	Hardwood Veneer	Paint	FD60S	54	Yes	Yes	No	No	1	
D1-38	A004	Lobby	Door_Int-Sgl-Blnk-Veneer-412-413	DR-19		2100	910	86	Hardwood Veneer	Paint	FD30S	44		No	No	No	3	
D1-40	A008	Cleaner's Store	Door_Int-Sgl-Blnk-Veneer-412-413	DR-06	L20/413	2100	910	98	Hardwood Veneer	Paint	FD60S	54		Yes	No	Yes	2	
D2-01			Door_Int-Sgl-Blnk-Paint	DR-05	L20/410	2100	810	73	Paint	Paint		44	No	No		No	9	
D2-02	A103	Stair A2 (Mezz)	Door_Sgl-Glazed-Alu-CW	DR-20		2073	928		Aluminum	Metal - Aluminum		40			Yes	No	06B	
D2-03	A101	Lift Lobby (Mezz)	Door_Int-Sgl-Blnk-Veneer-412-413	DR-06	L20/413	2100	910	61	Hardwood Veneer	Paint	FD60S	54		Yes	No	No	10	
D2-06	A110	Corridor	Door_Int-Sgl-Blnk-Paint-FD	DR-06	L20/410	2100	910	73	Paint	Paint	FD20S	44		Yes	No	No	11	
D2-07	A110	Corridor	Door_Int-Sgl-Blnk-Paint	DR-05	L20/410	2100	910	86	Paint	Paint		44	No	No		No	12	
D2-10	A102	Community Meeting Roo	Door_Int-Sgl-Vsn-Veneer-412-413	DR-11	L20/412	2100	1010	320	Hardwood Veneer	Paint	FD30S	44	Yes	Yes	No	No	05B	
D2-11	A101	Lift Lobby (Mezz)	Door_Int-Sgl-Vsn-Veneer-412-413	DR-12	L20/413	2100	1010	200	Hardwood Veneer	Paint	FD60S	54	Yes	Yes	No	Yes	1	
D2-13	A101	Lift Lobby (Mezz)	Door_Int-Sgl-Blnk-Veneer-412-413	DR-04	L20/413	2100	1010	330	Hardwood Veneer	Paint	FD60S	54		Yes	No	No	10	
D2-14	A101	Lift Lobby (Mezz)	Door_Int-Sgl-Blnk-Veneer-412-413	DR-04	L20/413	2100	1010	330	Hardwood Veneer	Paint	FD60S	54		Yes	No	No	10	
D2-15	A120	Corridor	Door_Int-Sgl-Blnk-Paint-FD	DR-06	L20/410	2100	910	73	Paint	Paint	FD20S	44		Yes	No	No	11	
D2-16	A120	Corridor	Door_Int-Sgl-Blnk-Paint-FD	DR-06	L20/410	2100	910	73	Paint	Paint	FD20S	44		Yes	No	No	11	
D2-17	A120	Corridor	Door_Int-Sgl-Blnk-Paint-FD	DR-06	L20/410	2100	910	73	Paint	Paint	FD20S	44		Yes	No	No	11	
D2-18	A123	Store	Door_Int-Sgl-Blnk-Paint	DR-05	L20/410	2100	810	73	Paint	Paint		44	No	No		No	9	
D2-19	A110	Corridor	Door_Int-Sgl-Blnk-Paint-FD	DR-06	L20/410	2100	910	73	Paint	Paint	FD20S	44		No	No	No	11	
D2-20	A119	Bed 1	Door_Int-Sgl-Blnk-Paint-FD	DR-06	L20/410	2100	910	73	Paint	Paint	FD20S	44		Yes	No	No	11	
D2-21	A101	Lift Lobby (Mezz)	Door_Int-Sgl-Vsn-Veneer-412-413	DR-11	L20/412	2100	1010	350	Hardwood Veneer	Paint	FD30S	44	Yes	Yes	No	No	05B	

RYD00000435/42

RYD00000435_0042

D2-23	A127	Corridor	Door_Int-Sgl-Blnk-Paint	DR-05	L20/410	2100	810	73	Paint	Paint		44	No	No		No	9	
D2-24	A112	Store	Door_Int-Sgl-Blnk-Paint	DR-05	L20/410	2100	810	73	Paint	Paint		44	No	No		No	9	
D2-25	A127	Corridor	Door_Int-Sgl-Blnk-Paint	DR-05	L20/410	2100	810	73	Paint	Paint		44	No	No		No	9	
D2-26	A120	Corridor	Door_Int-Sgl-Blnk-Paint	DR-05	L20/410	2100	910	86	Paint	Paint		44	No	No		No	12	
D2-27	A120	Corridor	Door_Int-Sgl-Blnk-Paint	DR-05	L20/410	2100	810	73	Paint	Paint		44	No	No		No	9	
D2-29	A127	Corridor	Door_Int-Sgl-Blnk-Paint-FD	DR-06	L20/410	2100	910	73	Paint	Paint	FD20S	44		Yes	No	No	11	
D2-30	A129	Bed 2	Door_Int-Sgl-Blnk-Paint-FD	DR-06	L20/410	2100	910	73	Paint	Paint	FD20S	44		Yes	No	No	11	
D2-31	A124	Living	Door_Int-Sgl-Blnk-Paint-FD	DR-06	L20/410	2100	910	73	Paint	Paint	FD20S	44		Yes	No	No	11	
D2-32	A125	Kitchen	Door_Int-Sgl-Blnk-Paint-FD	DR-06	L20/410	2100	910	73	Paint	Paint	FD20S	44		Yes	No	No	11	
D2-33	A126	Bath	Door_Int-Sgl-Blnk-Paint	DR-05	L20/410	2100	910	86	Paint	Paint		44	No	No		No	12	
D2-35			ChuteOpening_WallBased	DR-18			600				FD30S							Existing maintenance access panel
D2-80	A133	Corridor	Door_Int-Sgl-Blnk-Paint-FD	DR-06	L20/410	2100	910	73	Paint	Paint	FD20S	44		Yes	No	No	11	
D2-81	A136	Bed 2	Door_Int-Sgl-Blnk-Paint-FD	DR-06	L20/410	2100	910	73	Paint	Paint	FD20S	44		Yes	No	No	11	
D2-82	A135	Living	Door_Int-Sgl-Blnk-Paint-FD	DR-06	L20/410	2100	910	73	Paint	Paint	FD20S	44		No	Yes	No		
D2-83	A134	Kitchen	Door_Int-Sgl-Blnk-Paint-FD	DR-06	L20/410	2100	910	73	Paint	Paint	FD20S	44		Yes	No	No	11	
D2-84	A132	Bath	Door_Int-Sgl-Blnk-Paint	DR-05	L20/410	2100	910	86	Paint	Paint		44	No	No		No	12	
D2-85	A138	Store	Door_Int-Sgl-Blnk-Paint	DR-05	L20/410	2100	810	73	Paint	Paint		44	No	No		No		
D2-86	A133	Corridor	Door_Int-Sgl-Blnk-Paint	DR-05	L20/410	2100	810	73	Paint	Paint		44	No	No		No	9	
D2-87	A101	Lift Lobby (Mezz)	Door_Int-Sgl-Blnk-Veneer-412-413	DR-04	L20/413	2100	1010	350	Hardwood Veneer	Paint	FD60S	54		Yes	No	No	10	
D3-02	A224	Service Riser	Door_Int-Sgl-Blnk-Paint-FD	DR-07	L20/410	2100	710	200	Paint	Paint	FD30S	44		No	No	No	4	Door to existing Riser
D3-03	A212	Corridor	Door_Int-Sgl-Blnk-Veneer-412-413	DR-04	L20/412	2100	1010	165	Hardwood Veneer	Paint	FD30S	44		Yes	No	No	05C	
D3-07	A217	Service Riser	Door_Int-Sgl-Blnk-Paint-FD	DR-07	L20/410	2100	710	200	Paint	Paint	FD30S	44		No	No	No	4	Door to existing riser
D3-08	A212	Corridor	Door_Int-Sgl-Blnk-Paint	DR-05	L20/410	2100	1010	140	Paint	Paint		44	No	No		No	5	
D3-09	A214	Unisex Change	Door_Int-Sgl-Blnk-Paint	DR-05	L20/410	2100	1010	165	Paint	Paint		44	No	No		Yes	3	
D3-10	A211	Boxing Ring Area	Door_Int-1.5-Blnk-Paint	DR-02	L20/411	2100	1510	140	Paint	Paint	FD60S	54		Yes	No	No	05B	No lock shut under fire alarm
D3-11	A206	Stair A2 (W+0)	Door_Sgl-Glazed-Alu-CW	DR-20		2095	915		Aluminum	Metal - Aluminum		40			Yes	No	06B	
D3-12	A213	Changing Room/ WC	Door_Int-Sgl-Blnk-Paint	DR-05	L20/410	2100	710	50	Paint	Paint		44	No	No		No	3	
D3-14	A202	Chute Room	Door_Int-Sgl-Blnk-Paint-FD	DR-07	L20/410	2100	710	200	Paint	Paint	FD30S	44		No	No	No	4	
D3-16	A201	Lift Lobby (W+0)	Door_Int-Sgl-Vsn-Veneer-412-413	DR-11	L20/412	2100	1010	122	Hardwood Veneer	Paint	FD30S	44	Yes	Yes	No	No	05B	
D3-58	A219	Bed 2	Door_Int-Sgl-Blnk-Paint-FD	DR-06	L20/410	2100	910	122	Paint	Paint	FD20S	44		Yes	No	No	11	
D3-59	A215	Store	Door_Int-Sgl-Blnk-Paint-FD	DR-06	L20/410	2100	910	122	Paint	Paint	FD20S	44		Yes	No	No	11	
D3-60	A220	Living	Door_Int-Sgl-Blnk-Paint-FD	DR-06	L20/410	2100	910	122	Paint	Paint	FD20S	44		Yes	No	No	11	
D3-61	A221	Kitchen	Door_Int-Sgl-Blnk-Paint-FD	DR-06	L20/410	2100	910	122	Paint	Paint	FD20S	44		Yes	No	No	11	
D3-62	A215	Store	Door_Int-Sgl-Blnk-Paint	DR-05	L20/410	2100	810	122	Paint	Paint		44	No	No		No	9	
D3-63	A222	Bath	Door_Int-Sgl-Blnk-Paint	DR-05	L20/410	2100	910	135	Paint	Paint		44	No	No		No	12	
D3-69	A215	Store	Door_Int-Sgl-Blnk-Paint	DR-05	L20/410	2100	810	122	Paint	Paint		44	No	No		No	9	
D3-78	A201	Lift Lobby (W+0)	Door_Int-Sgl-Blnk-Veneer-412-413	DR-04	L20/413	2100	1010	350	Hardwood Veneer	Paint	FD60S	54		Yes	No	No	10	
D3-79	A230	Lobby	Door_Int-Sgl-Vsn-Veneer-412-413	DR-11	L20/412	2100	1010	350	Hardwood Veneer	Paint	FD30S	44	Yes	Yes	No	No	10	
D3-88	A211	Boxing Ring Area	Door_Int-Sgl-Blnk-Veneer-412-413	DR-04	L20/413	2100	1010	140	Hardwood Veneer	Paint	FD60S	54		Yes	No	No	08B	
D4-01	A316	Corridor	Door_Int-Sgl-Blnk-Paint-FD	DR-06	L20/410	2100	910	95	Paint	Paint	FD20S	44		Yes	No	No	11	
D4-02	A320	Living	Door_Int-Sgl-Blnk-Paint-FD	DR-06	L20/410	2100	910	95	Paint	Paint	FD20S	44		Yes	No	No	11	
D4-03	A322	Corridor	Door_Int-Sgl-Blnk-Paint-FD	DR-06	L20/410	2100	910	95	Paint	Paint	FD20S	44		Yes	No	No	11	
D4-04	A322	Corridor	Door_Int-Sgl-Blnk-Paint-FD	DR-06	L20/410	2100	910	95	Paint	Paint	FD20S	44		Yes	No	No	11	
D4-06	A322	Corridor	Door_Int-Sgl-Blnk-Paint-FD	DR-06	L20/410	2100	910	95	Paint	Paint	FD20S	44		Yes	No	No	11	
D4-07	A322	Corridor	Door_Int-Sgl-Blnk-Paint-FD	DR-06	L20/410	2100	910	95	Paint	Paint	FD20S	44		Yes	No	No	11	
D4-08	A322	Corridor	Door_Int-Sgl-Blnk-Paint-FD	DR-06	L20/410	2100	910	110	Paint	Paint	FD20S	44		Yes	No	No	12	
D4-09	A310	Kitchen	Door_Int-Sgl-Blnk-Paint-FD	DR-06	L20/410	2100	910	95	Paint	Paint	FD20S	44		Yes	No	No	11	
D4-10	A311	Bedroom 1	Door_Int-Sgl-Blnk-Paint-FD	DR-06	L20/410	2100	910	95	Paint	Paint	FD20S	44		Yes	No	No	11	
D4-12	A312	Bedroom 2	Door_Int-Sgl-Blnk-Paint-FD	DR-06	L20/410	2100	910	95	Paint	Paint	FD20S	44		Yes	No	No	11	
D4-13	A314	Bedroom 3	Door_Int-Sgl-Blnk-Paint-FD	DR-06	L20/410	2100	910	95	Paint	Paint	FD20S	44		Yes	No	No	11	
D4-14	A315	WC	Door_Int-Sgl-Blnk-Paint-FD	DR-06	L20/410	2100	910	110	Paint	Paint	FD20S	44		Yes	No	No	12	
D4-15	A302	Kitchen	Door_Int-Sgl-Blnk-Paint-FD	DR-06	L20/410	2100	910	95	Paint	Paint	FD20S	44		Yes	No	No	11	
D4-16	A305	Corridor	Door_Int-Sgl-Blnk-Paint-FD	DR-06	L20/410	2100	910	95	Paint	Paint	FD20S	44		Yes	No	No	11	
D4-17	A307	Bed 3	Door_Int-Sgl-Blnk-Paint-FD	DR-06	L20/410	2100	910	95	Paint	Paint	FD20S	44		Yes	No	No	11	
D4-18	A305	Corridor	Door_Int-Sgl-Blnk-Paint-FD	DR-06	L20/410	2100	910	95	Paint	Paint	FD20S	44		Yes	No	No	11	
D4-19	A333	Corridor	Door_Int-Sgl-Blnk-Paint-FD	DR-06	L20/410	2100	910	95	Paint	Paint	FD20S	44		Yes	No	No	11	
D4-21	A342	Storage	Door_Int-Sgl-Blnk-Paint	DR-05	L20/410	2100	910	95	Paint	Paint		44	No	No		No	2	
D4-22	A304	En suite	Door_Int-Sgl-Blnk-Paint	DR-05	L20/410	2100	910	110	Paint	Paint		44	No	No		No	12	
D4-23	A321	Bath	Door_Int-Sgl-Blnk-Paint	DR-05	L20/410	2100	910	110	Paint	Paint		44	No	No		No	12	
D4-24	A305	Corridor	Door_Int-Sgl-Blnk-Paint	DR-05	L20/410	2100	910	110	Paint	Paint		44	No	No		No	12	
D4-25	A337	Lift Lobby (W+1)	Door_Int-Sgl-Blnk-Veneer-412-413	DR-04	L20/413	2100	1010	350	Hardwood Veneer	Paint	FD60S	54		Yes	No	No	10	
D4-26	A316	Corridor	Door_Int-Sgl-Blnk-Veneer-412-413	DR-04	L20/413	2100	1010	330	Hardwood Veneer	Paint	FD60S	54		Yes	No	No	10	
D4-27	A337	Lift Lobby (W+1)	Door_Int-Sgl-Blnk-Paint-FD	DR-08	L20/411	2100	900	100	Paint	Paint	FD60S	54		Yes	No	No	05B	
D4-28	A322	Corridor	Door_Int-Sgl-Blnk-Veneer-412-413	DR-04	L20/413	2100	1010	350	Hardwood Veneer	Paint	FD60S	54		Yes	No	No	10	
D4-29	A337	Lift Lobby (W+1)	Door_Int-Sgl-Blnk-Veneer-412-413	DR-04	L20/413	2100	1010	330	Hardwood Veneer	Paint	FD60S	54		Yes	No	No	10	
D4-30	A338	StairB3 (W+1)	Door_Int-Sgl-Blnk-Paint-FD	DR-08	L20/411	2100	910	140	Paint	Paint	FD60S	54		Yes	No	No	05B	
D4-32	A335	Kitchen	Door_Int-Sgl-Blnk-Paint-FD	DR-06	L20/410	2100	910	95	Paint	Paint	FD20S	44		Yes	No	No	10	
D4-33	A328	Bedroom 1	Door_Int-Sgl-Blnk-Paint-FD	DR-06	L20/410	2100	910	95	Paint	Paint	FD20S	44		Yes	No	No	11	

D4-35	A329	Bedroom 2	Door_Int-Sgl-Blnk-Paint-FD	DR-06	L20/410	2100	910	95	Paint	Paint	FD20S	44		Yes	No	No	11	
D4-36	A331	Bedroom 3	Door_Int-Sgl-Blnk-Paint-FD	DR-06	L20/410	2100	910	95	Paint	Paint	FD20S	44		Yes	No	No	11	
D4-37	A332	WC	Door_Int-Sgl-Blnk-Paint-FD	DR-06	L20/410	2100	910	110	Paint	Paint	FD20S	44		Yes	No	No	12	
D4-38	A333	Corridor	Door_Int-Sgl-Blnk-Paint	DR-05	L20/410	2100	910	110	Paint	Paint		44	No	No		No	12	
D4-41			Door_Int-Sgl-Blnk-Paint	DR-05	L20/410	2100	668	95	Paint	Paint		25	No	No		No	9	
D4-42	A316	Corridor	Door_Int-Sgl-Blnk-Paint	DR-05	L20/410	2100	910	110	Paint	Paint		44	No	No		No	12	
D4-43	A316	Corridor	Door_Int-Sgl-Blnk-Paint	DR-05	L20/410	2100	668	95	Paint	Paint		25	No	No		No	9	
D4-44	A333	Corridor	Door_Int-Sgl-Blnk-Paint	DR-05	L20/410	2100	668	95	Paint	Paint		25	No	No		No	9	
D4-99			ChuteOpening_WallBased	DR-18			600				FD30S							New Chute Hopper
D5-01			Door_Int-Dbl-Blnk-Paint	DR-09	L20/410	2100	1250	73	Paint	Paint	FD30S	40		No		No	13	Total 20 no
D5-02	015-11	Existing Kitchen	Door_HIU Access	DR-13		899	750	50	Paint	Paint		25		No		No	9	Total 20 no
D5-03			Door_HIU Access	DR-13		899	750	50	Paint	Paint		25		No		No	9	Total 20 no
D5-04			Door_HIU Access	DR-13		899	750	50	Paint	Paint		25		No		No	9	Total 20 no
D5-05	012-11	Existing Kitchen	Door_HIU Access	DR-13		899	750	50	Paint	Paint		25		No		No	9	Total 20 no
D5-06			Door_HIU Access	DR-13		899	750	50	Paint	Paint		25		No		No	9	Total 20 no
D5-07			Door_HIU Access	DR-13		899	750	50	Paint	Paint		25		No		No	9	Total 20 no
R1-00			Roller Shutter	DR-30			6100											
R1-02			Roller Shutter	DR-30			6985											
R1-03			Roller Shutter	DR-30			1473											
R1-04			Roller Shutter	DR-30			1540											
R1-05			Roller Shutter	DR-30			4672											
R1-06			Roller Shutter	DR-30			4680											
R1-07			Roller Shutter	DR-30			6186											

ient

DOOR IRONMONGERY SCHEDULE

STUDIO E ARCHITECTS LTD

Project: 1279 Grenfell Tower Regeneration Project

File Reference: 1279 Door Ironmongery Schedule

Status: Information

Revision: 03

Issue Date: 22/01/25

To be read in conjunction with 1279 Door Schedule and drawings 1279 (32) Door Schedule/ drawings 1279 (32) 100-101

		Hinges		Cylinders				Lockcase										Handles					Closers			Miscellaneous				Floor units		Fire signs			Sanitary signs		
Ironmongery Set No.	**Leaf no.**	**Ball bearing butt hinge - SSS**	**Double action srpring hinge with emergency release stop - SSS**	**Euro profile single cylinder - satin nickel plated**	**Euro profile double cylinder - satin nickel plated**	**Euro profile cylinder and thumb turn- satin nickel plated**	**Bathroom indicator and large thumb turn- SSS**	**Euro profile cylinder mortice escape sashlock - SS**	**Euro profile cylinder mortice sashlock - SS**	**Euro profile cylinder mortice deadlock - SS**	**Euro profile cylinder mortice bathroom lock - SS**	**Lever key mortice deadlock - SS**	**Mortice Latch SS**	**Ball Catch**	**Flush panic bar with deadlock (with dogging device)**	**Lever action flush bolts top and bottom - SS**	**Gerda H System Specialist Lockcase (thumbturn escape)**	**Return to door lever handle on rose - SSS**	**Pull handle (bolt through fix) - SSS**	**Push plate (radiused corners) - SSS**	**Euro profile cylinder pull - SSS**	**Cupboard Handles -SSS**	**Cam action overhead closer - SS**	**Double swing overhead closer (for double swing fire doors) - SS**	**Cam action overhead closer with electromagnetic hold open device - SS**	**Euro cylinder escutcheon - SSS**	**Kick plate - SSS**	**Leterbox - SSS**	**Peephole - SSS**	**Floor mounted door stop - SSS**	**Dust excluding socket - satin chrome plated**	**"Fire Door Keep Shut" SSS**	**"Fire Door Keep Clear" - SSS (Automatic Fire Door)**	**"Keep Locked Shut" - SSS (Risers, Cupboards)**	**Dis WC or Hygiene room sign - SSS**	**WC or shower sign (male/female) - SSS**	**Notes**
Set 01 (FD Office)	1	3				1			1									2					1			2	2			1		2					
Set 01B (Office)	1	3				1			1									2					1			2	2			1							
Set 01C (Office)	1	3			1				1									2								2	2			1							
Set 02 (FD store)	1	3		1				1										2					1			2	2			1		1					
Set 02 (Store)	1	3		1				1										2								2	2										
Set 03 (Access WC)	1	3					1				1							2									2			1					1	1	
Set 04 (FD Riser occuble)	1	3				1				1											1					2	2					1		1			
Set 05 (Corridor)	1	3																	1	1			1				2			1							
Set 05B (FD Corridor)	1	3																	1	1			1				2			1		2					
Set 05C (FD)	1	3			1										1				1	1			1			1	2			1		2					
Set 06 (Alu)	1	3			1					1									1	1			1			1	2			1							
Set 06B (Alu)	1	3																	1	1			1							1							
Set 06C (Alu)	1	3																	1	1					1					1							
Set 07 (Steel Bin)	2	6				1				1						4					1					2					2						
Set 08 (Steel/ Alu Escape)	1	3		1											1						1					1						2					
Set 08B (Escape)	1	3			1										1						1					1	2					2					
Set 09 (Resi Cupd)	1	3										1										1																
Set 10 (Resi Front Dr)	1	3			1				1			1						2					1					1	1	1								
Set 11 (FD Resi)	1	3											1					2												1								
Set 12 (Resi Bath)	1	3					1				1							2												1								
Set 13 (Lift Lobby Riser Dr)	2	6															1									2							2				

General Notes:

All door closers to manually operated doors to comply with the requirements of BS 8300:2009/6.5.2

Kickplate sizes quoted are nominal sizes – for internal door leaf sizes refer to schedule 1279 (32) Door Schedule

All cylinders to be suited as Lock Suites Schedule

FD - Fire Door AFD - Automatic Fire Door

RYD00000435/46

RYD00000435_0046

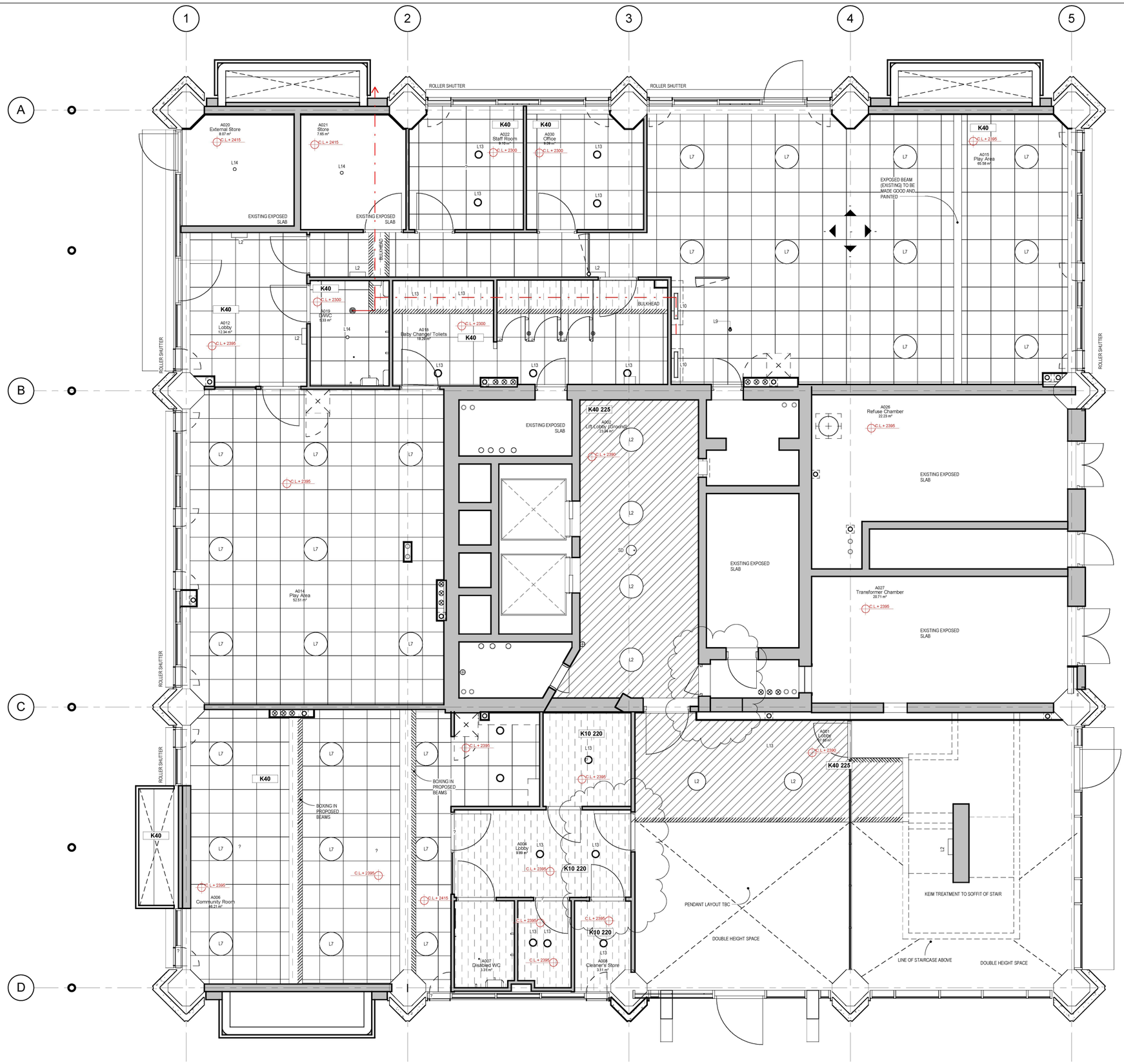

NOTE:

1. THIS DRAWING IS COPYRIGHT STUDIO E LLP.
2. THE CONTRACTORS MUST NOT SCALE FROM THE DRAWING. ALL DIMENSIONS TO BE TAKEN FROM DIMENSION STRINGS.
3. WHERE ANY DISCREPANCIES ARE FOUND BETWEEN DIMENSIONS THESE MUST BE BROUGHT FOWARD TO THE ATTENTION OF THE ARCHITECTS FOR RESOLUTION.
4. WHERE DICREPANCIES EXIST BETWEEN REFERENCE OR ASSEMBLY DRAWINGS & DETAIL DRAWINGS, THE LATTER TAKE PREFERENCE.

UNIT SUSPENDED CEILING SYSTEM: [OFFICES]
NBS SPEC REF: K40 115

PLASTERBOARD LINING CEILING SYSTEM
NBS SPEC REF: K10 225

PLASTERBOARD SUSPENDED CEILING SYSTEM
NBS SPEC REF: K10 220

REPAIRED AND PAINTED PLASTERED SOFFIT
NBS SPEC REF: M20 210

EXISTING PAINTED PLASTERED AREAS

BULKHEAD

No.	Description	Date
2	Store at Entrance Modified to BC requirement	03/07/15
1	Layouts Updated	21/11/14

Kensington & Chelsea TMO

AS BUILT

STUDIO E ARCHITECTS
[redacted]
www.studioe.co.uk

GRENFELL TOWER REGENERATION PROJECT
PROJECT

RCP - Ground
DRAWING

As indicated
SCALE

09/11/13
DATE

1279 (35) 101
DWG. NO.

02
REVISION

CHECKED

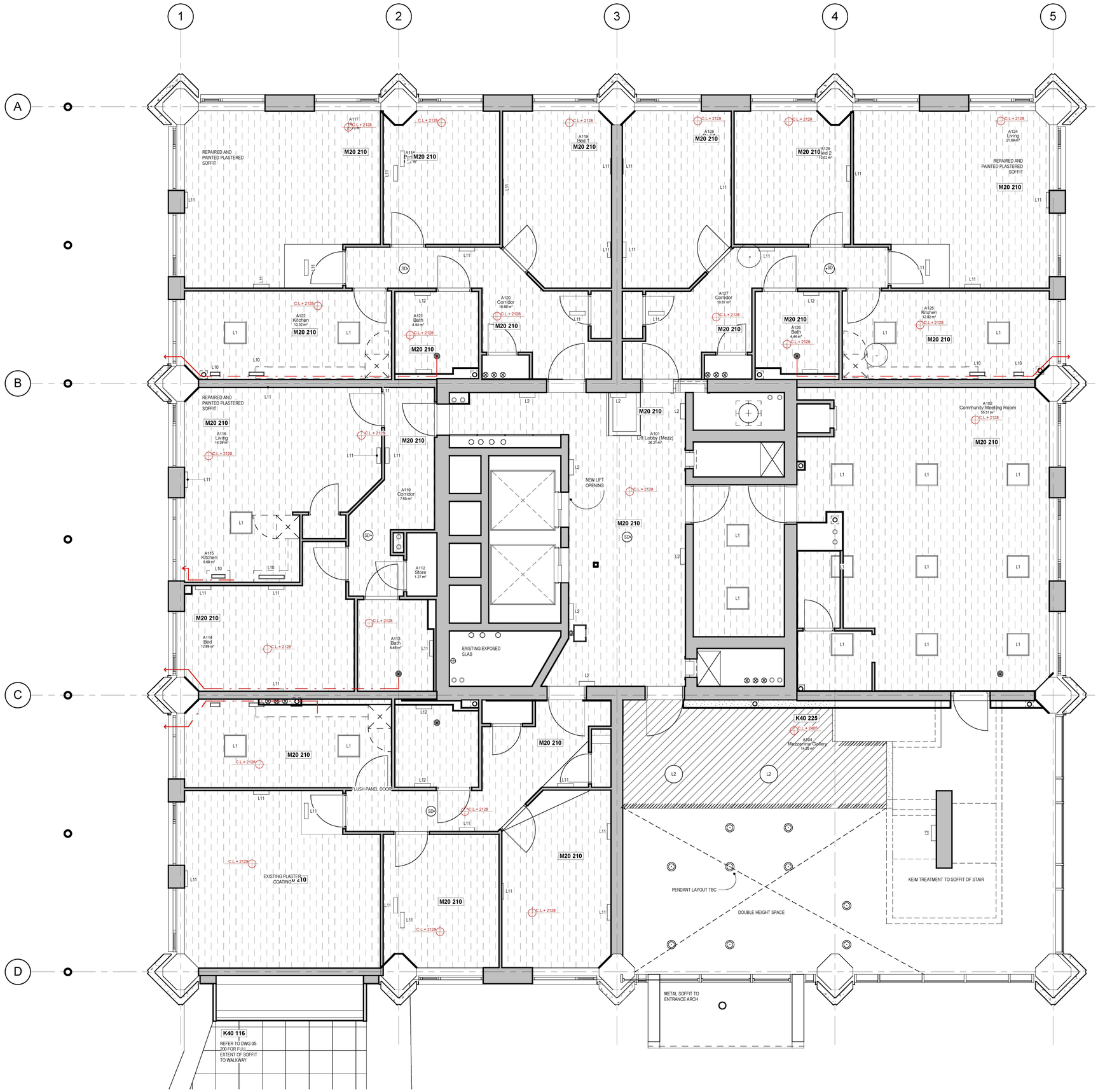

1 **1 - Mezzanine RCP**
1 : 50

NOTE:

1. THIS DRAWING IS COPYRIGHT STUDIO E LLP.
2. THE CONTRACTORS MUST NOT SCALE FROM THE DRAWING ALL DIMENSIONS TO BE TAKEN FROM DIMENSION STRINGS.
3. WHERE ANY DISCREPANCIES ARE FOUND BETWEEN DIMENSIONS THESE MUST BE BROUGHT FOWARD TO THE ATTENTION OF THE ARCHITECTS FOR RESOLUTION.
4. WHERE DICREPANCIES EXIST BETWEEN REFERENCE OR ASSEMBLY DRAWINGS & DETAIL DRAWINGS, THE LATTER TAKE PREFERENCE.

UNIT SUSPENDED CEILING SYSTEM: [OFFICES]
NBS SPEC REF: K40 115

PLASTERBOARD LINING CEILING SYSTEM
NBS SPEC REF: K10 225

PLASTERBOARD SUSPENDED CEILING SYSTEM
NBS SPEC REF: K10 220

REPAIRED AND PAINTED PLASTERED SOFFIT
NBS SPEC REF: M20 210

EXISTING PAINTED PLASTERED AREAS

BULKHEAD

No.	Description	Date
1	Layouts Updated	21/11/14

Kensington & Chelsea TMO

AS BUILT

STUDIO E ARCHITECTS
310 Union House, 164/180 Union Street
[redacted]
www.studioe.co.uk

GRENFELL TOWER REGENERATION PROJECT
PROJECT

RCP - Mezzanine
DRAWING

As indicated
SCALE

09/11/13
DATE

1279 (35) 102 01
DWG. NO. REVISION CHECKED

RYD00000435/48

RYD00000435_0048

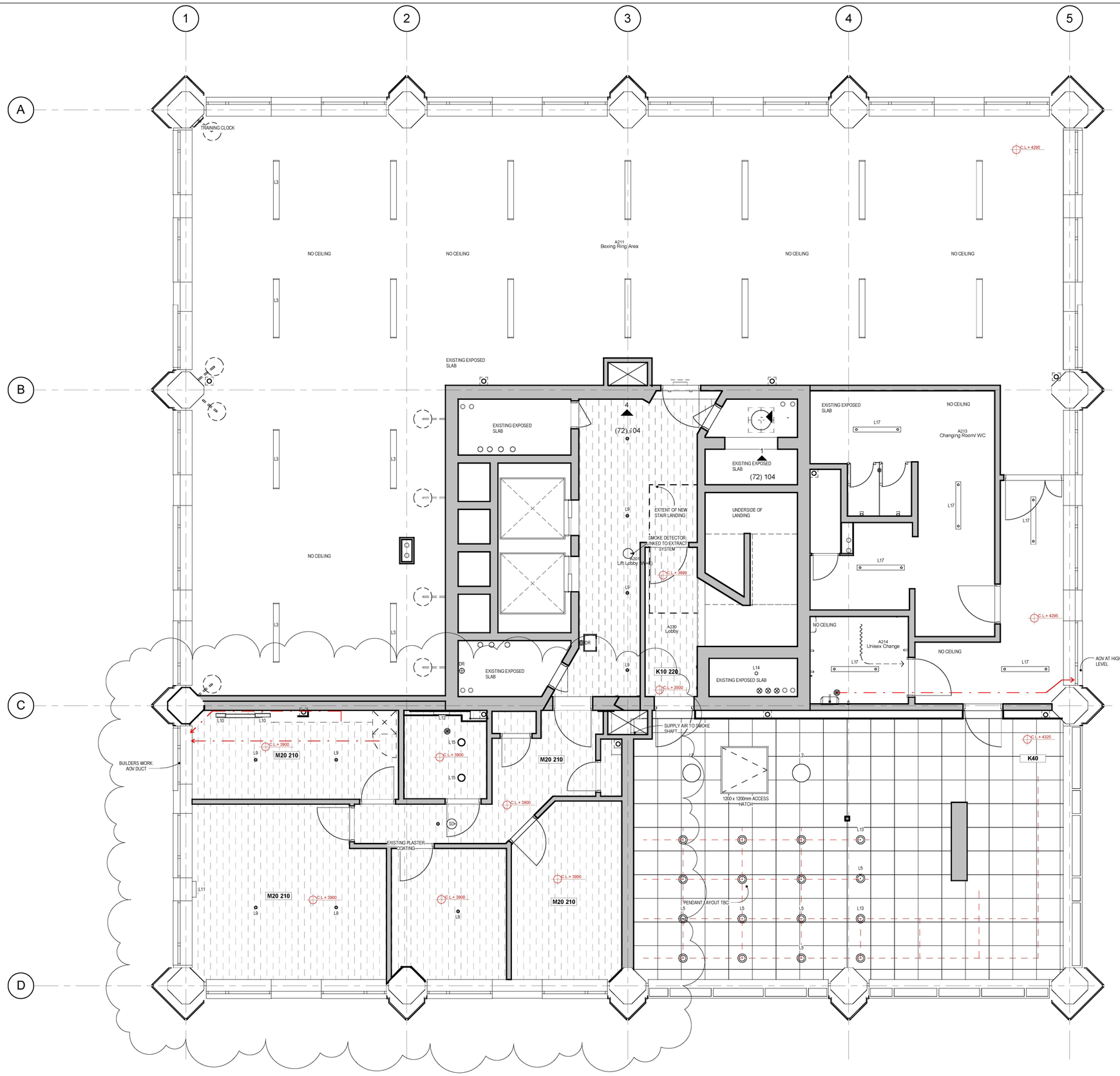

NOTE:

1. THIS DRAWING IS COPYRIGHT STUDIO E LLP.
2. THE CONTRACTORS MUST NOT SCALE FROM THE DRAWING. ALL DIMENSIONS TO BE TAKEN FROM DIMENSION STRINGS.
3. WHERE ANY DISCREPANCIES ARE FOUND BETWEEN DIMENSIONS THESE MUST BE BROUGHT FOWARD TO THE ATTENTION OF THE ARCHITECTS FOR RESOLUTION.
4. WHERE DICREPANCIES EXIST BETWEEN REFERENCE OR ASSEMBLY DRAWINGS & DETAIL DRAWINGS, THE LATTER TAKE PREFERENCE.

UNIT SUSPENDED CEILING SYSTEM: [OFFICES]
NBS SPEC REF: K40 115

PLASTERBOARD LINING CEILING SYSTEM
NBS SPEC REF: K10 225

PLASTERBOARD SUSPENDED CEILING SYSTEM
NBS SPEC REF: K10 220

REPAIRED AND PAINTED PLASTERED SOFFIT
NBS SPEC REF: M20 210

EXISTING PAINTED PLASTERED AREAS

BULKHEAD

No.	Description	Date
2	Kitchen Layouts Updated	06/01/15
1	Layouts Updated	21/11/14

Kensington & Chelsea TMO

AS BUILT

STUDIO E ARCHITECTS
319 Ipsley House, 164/180 Union Street
London SE1 0LH
[redacted]
www.studioe.co.uk

GRENFELL TOWER REGENERATION PROJECT
PROJECT

RCP - Walkway
DRAWING

As indicated
SCALE

09/11/13
DATE

1279 (35) 103
DWG. NO.

02
REVISION

CHECKED

RYD00000435/49

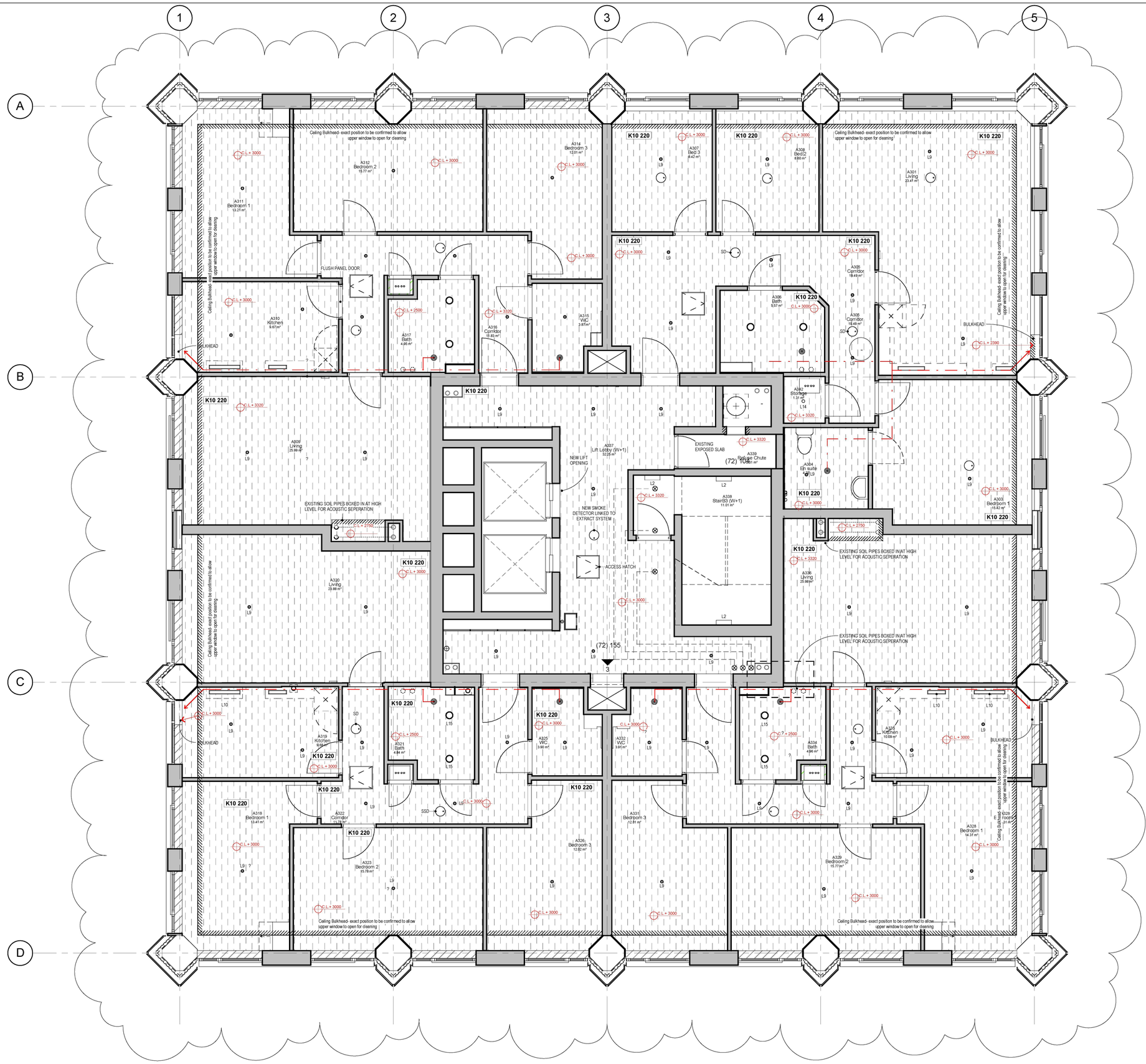

NOTE:

1. THIS DRAWING IS COPYRIGHT STUDIO E LLP.
2. THE CONTRACTORS MUST NOT SCALE FROM THE DRAWING ALL DIMENSIONS TO BE TAKEN FROM DIMENSION STRINGS.
3. WHERE ANY DISCREPANCIES ARE FOUND BETWEEN DIMENSIONS THESE MUST BE BROUGHT FOWARD TO THE ATTENTION OF THE ARCHITECTS FOR RESOLUTION.
4. WHERE DICREPANCIES EXIST BETWEEN REFERENCE OR ASSEMBLY DRAWINGS & DETAIL DRAWINGS, THE LATTER TAKE PREFERENCE.

UNIT SUSPENDED CEILING SYSTEM: [OFFICES]
NBS SPEC REF: K40 115

PLASTERBOARD LINING CEILING SYSTEM
NBS SPEC REF: K10 225

PLASTERBOARD SUSPENDED CEILING SYSTEM
NBS SPEC REF: K10 220

REPAIRED AND PAINTED PLASTERED SOFFIT
NBS SPEC REF: M20 210

EXISTING PAINTED PLASTERED AREAS

BULKHEAD

No.	Description	Date
2	Kitchen Layouts Updated	06/01/15
1	Layouts Updated	21/11/14

Kensington & Chelsea TMO

AS BUILT

STUDIO E ARCHITECTS
310 Union House, 164/180 Union Street
[redacted]
www.studioe.co.uk

GRENFELL TOWER REGENERATION PROJECT
PROJECT

RCP - Walkway+1
DRAWING

As indicated
SCALE

09/11/13
DATE

1279 (35) 104 02
DWG. NO. REVISION CHECKED

RYD00000435/50

RYD00000435_0050

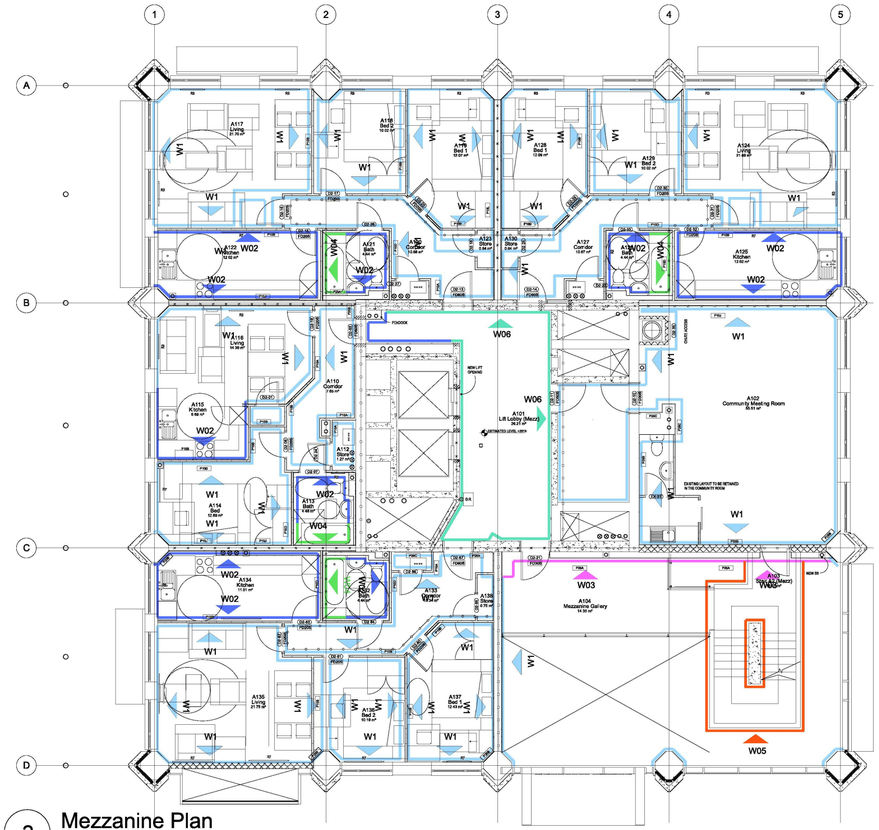

2 Mezzanine Plan
1:100

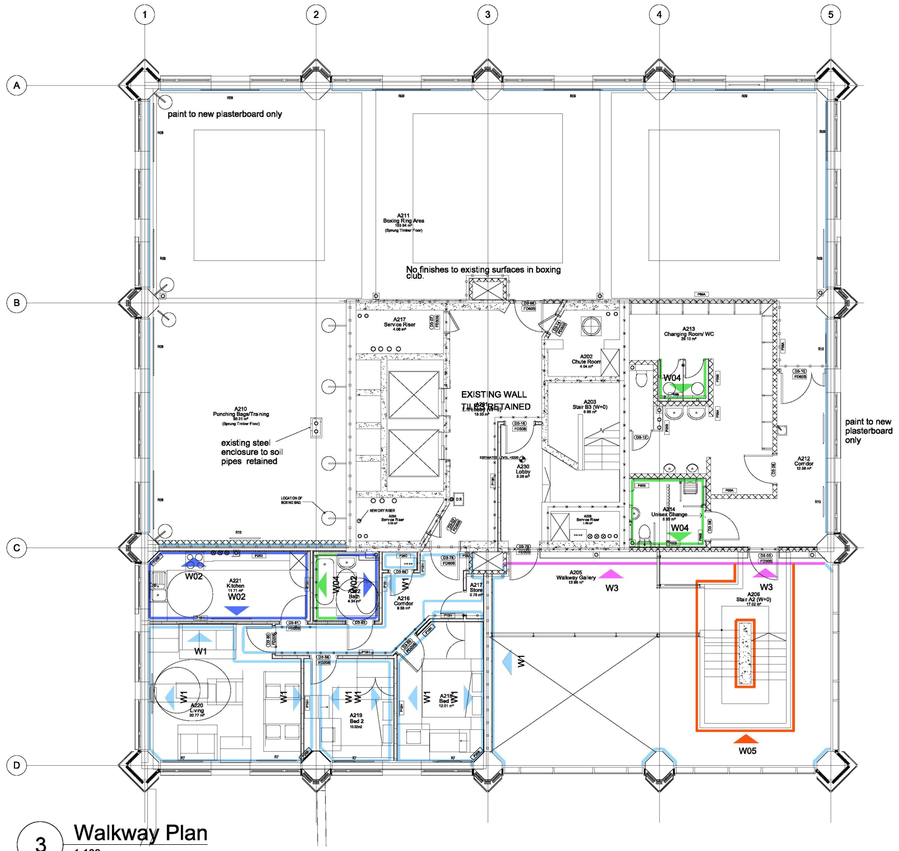

3 Walkway Plan
1:100

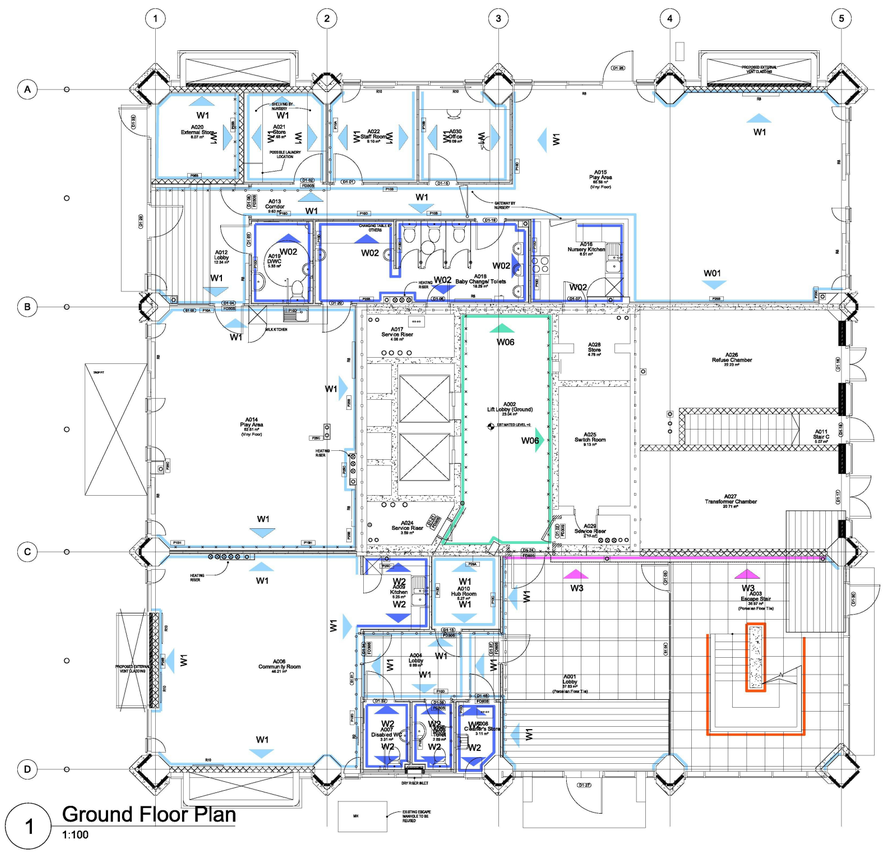

1 Ground Floor Plan
1:100

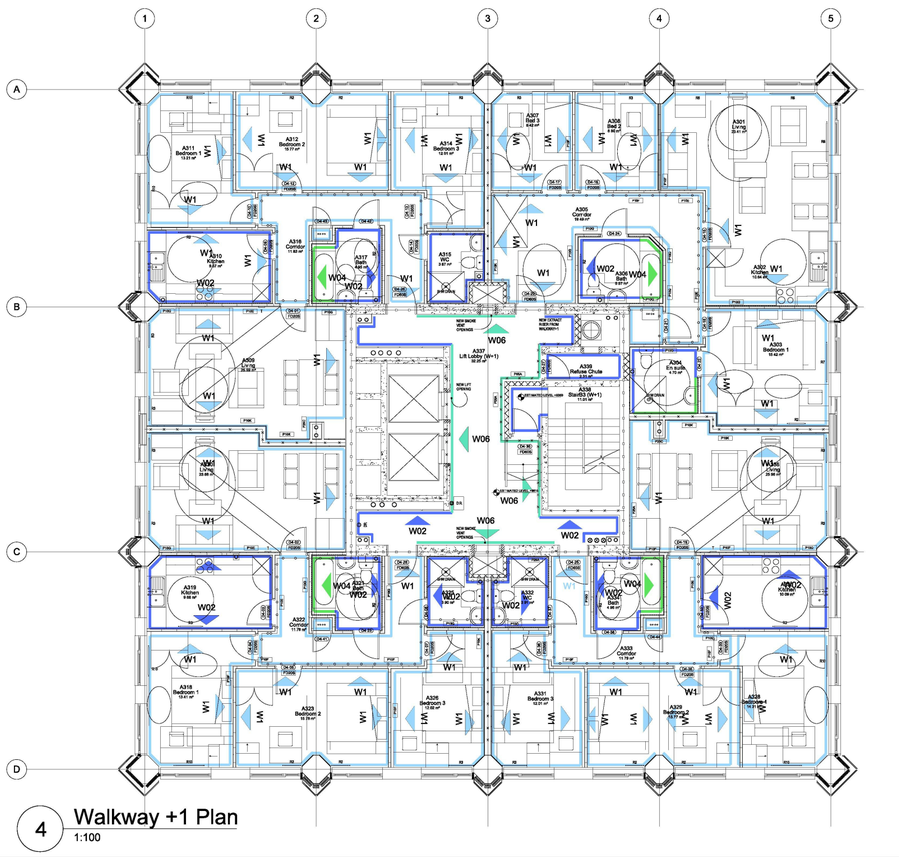

4 Walkway +1 Plan
1:100

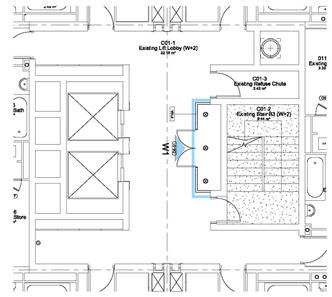

4 Typical lobby (20no.)
1:100

NOTE

1. THIS DRAWING IS COPYRIGHT STUDIO E LLP.
2. THE CONTRACTOR MUST NOT SCALE FROM THE DRAWING ALL DIMENSIONS TO BE TAKEN FROM DIMENSION STRINGS.
3. WHERE ANY DISCREPANCIES ARE FOUND BETWEEN DIMENSIONS THESE MUST BE BROUGHT TO THE ATTENTION OF THE ARCHITECTS FOR RESOLUTION.
4. WHERE DISCREPANCIES EXIST BETWEEN REFERENCE OR ASSEMBLY DRAWINGS & DETAIL DRAWINGS, THE LATTER TAKE PREFERENCE.

WALL FINISH LEGEND

W01 Paint, Emulsion M60/110-112
W02 Paint. Eggshell M60/150
W03 Feature wall: Ash-faced Ply, Class 0 coating
W04 Tiling to shower areas M40/112
W05 Keim concrete paint M60/113
W06 Render / make good Tile M40/114 to 2.1m height Eggshell M60/150 above

02	18/06/15	Scheme Updated
01	10/11/14	Scheme Updated

Kensington & Chelsea TMO

AS BUILT

STUDIO E ARCHITECTS LTD
310 Linton House, 164/180 Union Street London SE1 0LH

GRENFELL TOWER REGENERATION PROJECT
PROJECT

PROPOSED WALL FINISHES
DRAWING

1:100@A1 — SCALE
14/10/13 — DATE

1279 (42) 100 — DWG. NO.
02 — ISSUE
SE — CHECKED

RYD00000435/51

RYD00000435_0051

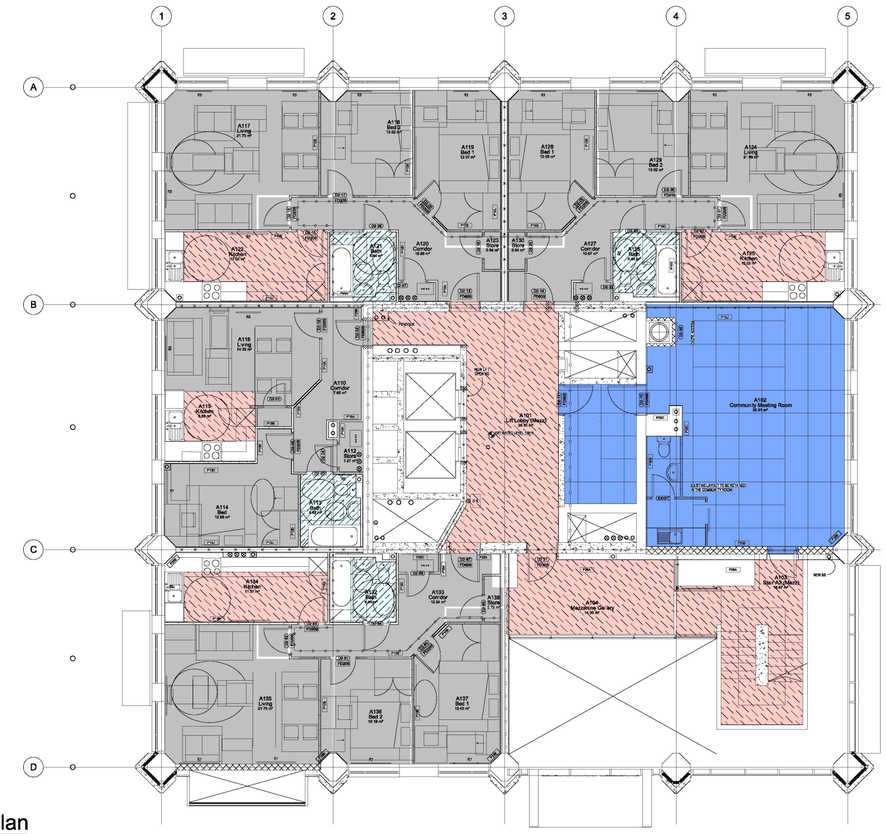

2 Mezzanine Plan
1:100

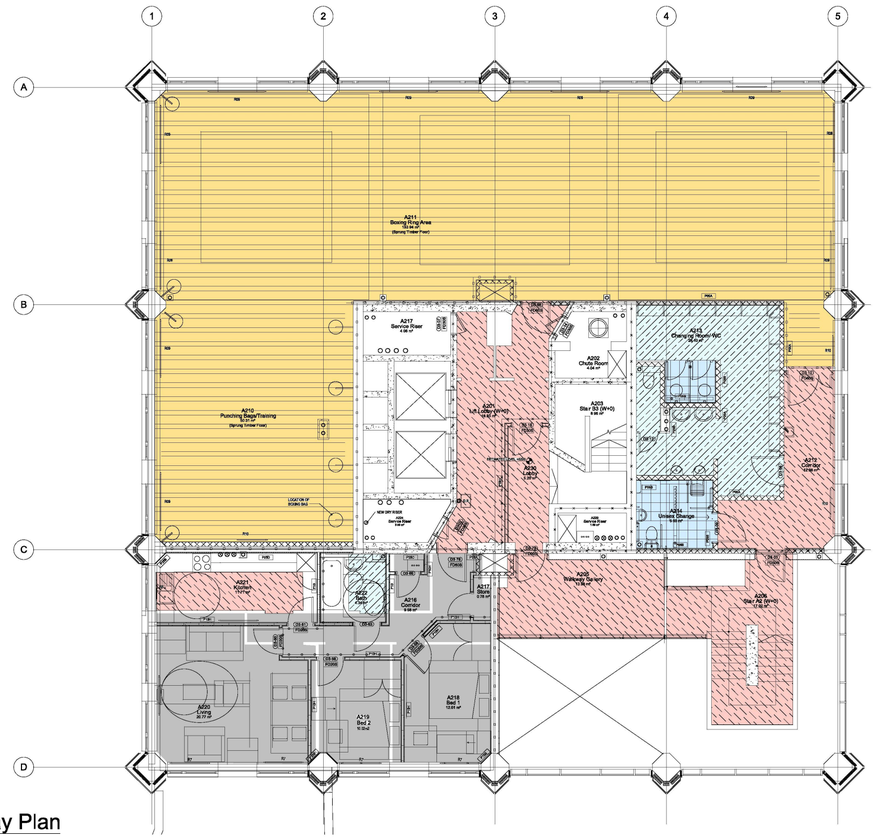

3 Walkway Plan
1:100

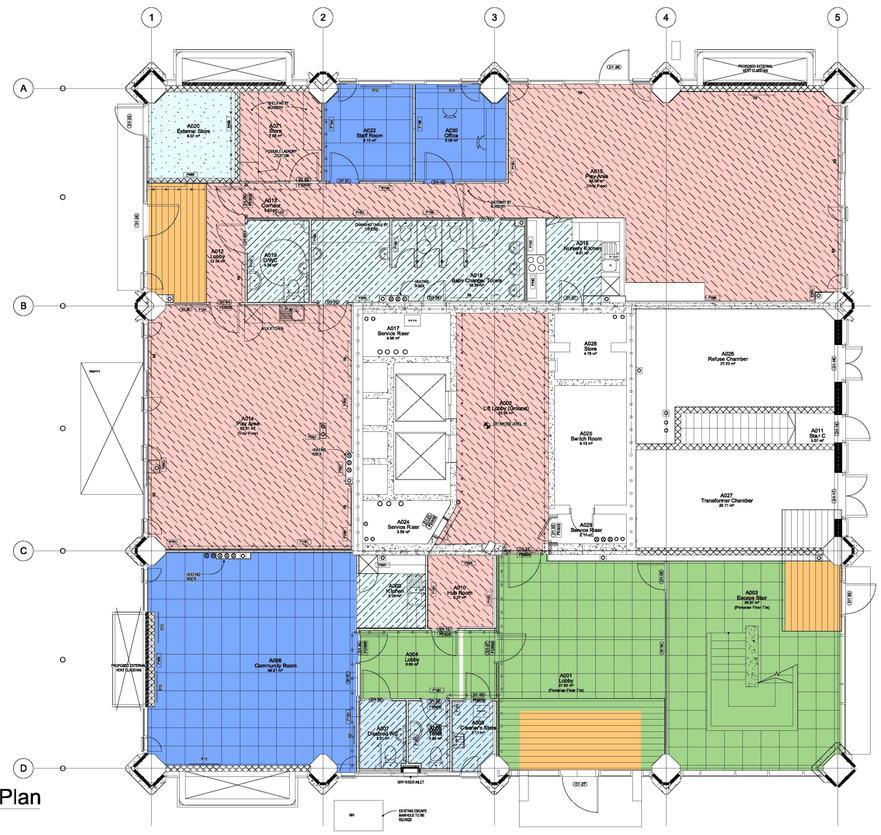

1 Ground Floor Plan
1:100

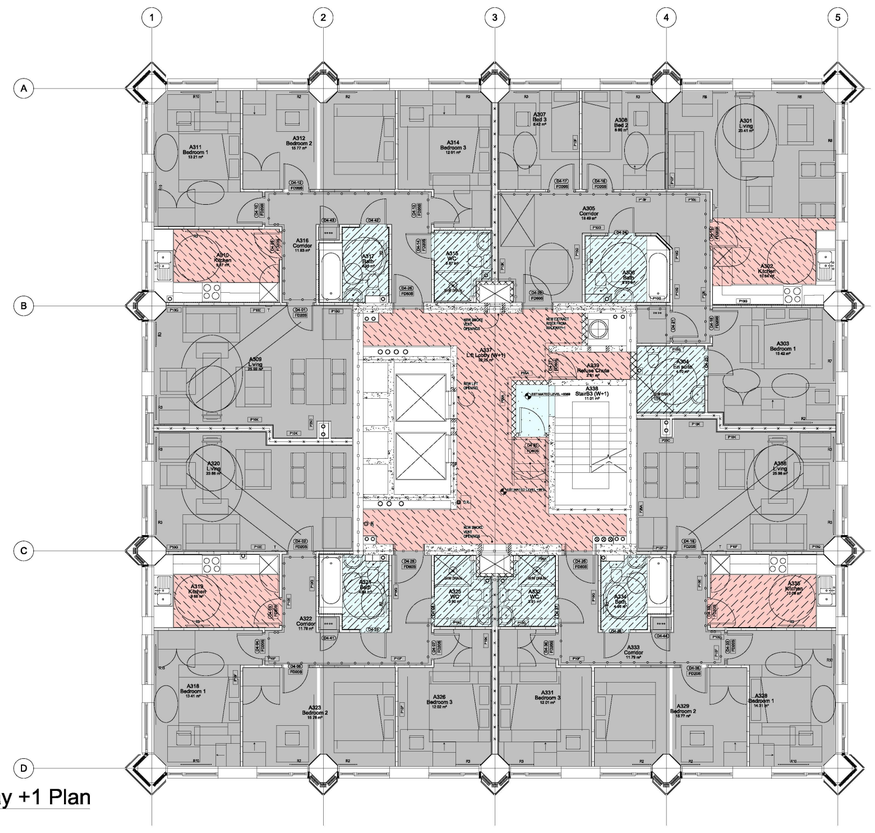

4 Walkway +1 Plan
1:100

NOTE

1. THIS DRAWING IS COPYRIGHT STUDIO E LLP.
2. THE CONTRACTOR MUST NOT SCALE FROM THE DRAWING ALL DIMENSIONS TO BE TAKEN FROM DIMENSION STRINGS.
3. WHERE ANY DISCREPANCIES ARE FOUND BETWEEN DIMENSIONS THESE MUST BE BROUGHT TO THE ATTENTION OF THE ARCHITECTS FOR RESOLUTION.
4. WHERE DISCREPANCIES EXIST BETWEEN REFERENCE OR ASSEMBLY DRAWINGS & DETAIL DRAWINGS, THE LATTER TAKE PREFERENCE.

FLOOR FINISH LEGEND

- Tiling to accessible WC and shower areas
- Floor Paint M60/180
- Timber floor K20/110 on Ply floating floor K11/115
- Vinyl sheet - Wet Areas M50/155. Cove skirting 150m
- Vinyl sheet M50/150 Sit on vinyl skirting 150mm
- Carpet Tile M50/130
- Porcelain Tile 600 x 600 M40/110
- Entrance Mat N10/300
- Screed exposed (no finish)

N

01	10/11/14	Scheme Updated

Kensington & Chelsea TMO

AS BUILT

STUDIO E ARCHITECTS LTD
310 Linton House, 164/180 Union Street
London SE1 0LH

GRENFELL TOWER REGENERATION PROJECT
PROJECT

PROPOSED FLOOR FINISHES
DRAWING

1:100@A1	14/10/13
SCALE	DATE

1279 (43) 100	01	SE
DWG. NO.	ISSUE	CHECKED

RYD00000435/52

RYD00000435_0052

BOXING CLUB - WALKWAY

EXISTING FLOOR BUILD UP

CONCRETE/BRICK PAVERS ON MORTAR

SCREED TO FALL

ASPHALT WATERPROOFING

CONCRETE SLAB

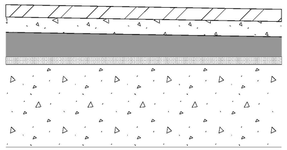

BOXING TRAINING AREA

BUILD UP STRIPPED BACK TO EXISTING SLAB

ENGINEERED TIMBER STRIP FLOOR K21/115A

FLOATING FLOOR K11/115

100X50 BATTENS ON FLOOR SPRINGS

VCL

SCREED M10/131

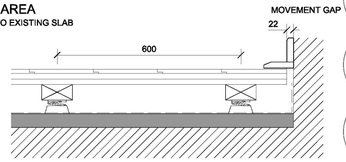

CHANGING AREAS

VINYL SHEET M50/155

SCREED M10/130

EXISTING BUILD UP REMAINS

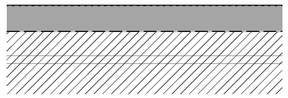

SHOWER AREAS

PORCELAIN TILES M40/111

SCREED M10/130

EXISTING BUILD UP REMAINS

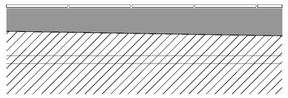

CUBICLE DETAILS

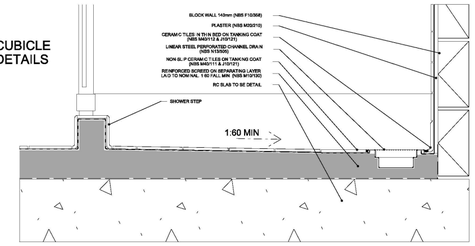

FOYER / ESCAPE STAIR - GROUND FLOOR

EXISTING FLOOR BUILD UP

BITMAC

CONCRETE/BRICK PAVERS ON MORTAR

SCREED

ASPHALT WATERPROOFING

CONCRETE SLAB

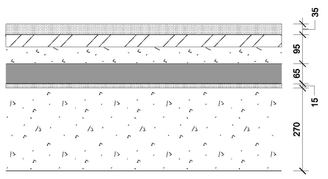

PROPOSED FLOATING SCREED

9MM PORCELAIN TILE

FLOATING SCREED M10/130

75MM INSULATION

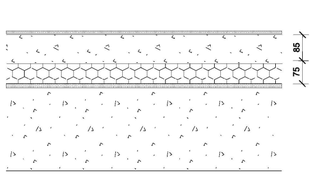

NOTE

1. THIS DRAWING IS COPYRIGHT STUDIO E LLP.
2. THE CONTRACTOR MUST NOT SCALE FROM THE DRAWING ALL DIMENSIONS TO BE TAKEN FROM DIMENSION STRINGS.
3. WHERE ANY DISCREPANCIES ARE FOUND BETWEEN DIMENSIONS THESE MUST BE BROUGHT TO THE ATTENTION OF THE ARCHITECTS FOR RESOLUTION.
4. WHERE DISCREPANCIES EXIST BETWEEN REFERENCE OR ASSEMBLY DRAWINGS & DETAIL DRAWINGS, THE LATTER TAKE PREFERENCE.

FLOOR FINISH LEGEND

0 0.5 1m @ 1:10

01	16 01 15	Boxing Club Shower Detail Detail Added

Kensington & Chelsea TMO

AS BUILT

STUDIO E ARCHITECTS LTD

310 Linton House, 164/180 Union Street London SE1 0LH

GRENFELL TOWER REGENERATION PROJECT

PROJECT

FLOOR TYPE DETAILS

DRAWING

1:10@A1	14/10/13	
SCALE	DATE	
1279 (43) 110	01	BS
DWG. NO.	ISSUE	CHECKED

RYD00000435/53

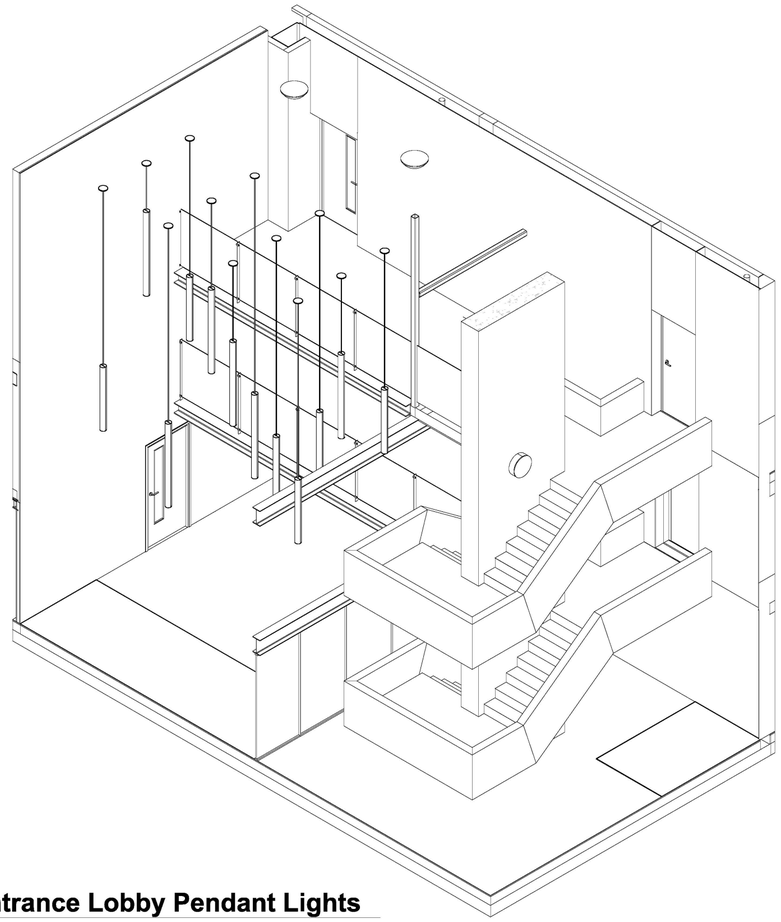

1 Entrance Lobby Pendant Lights

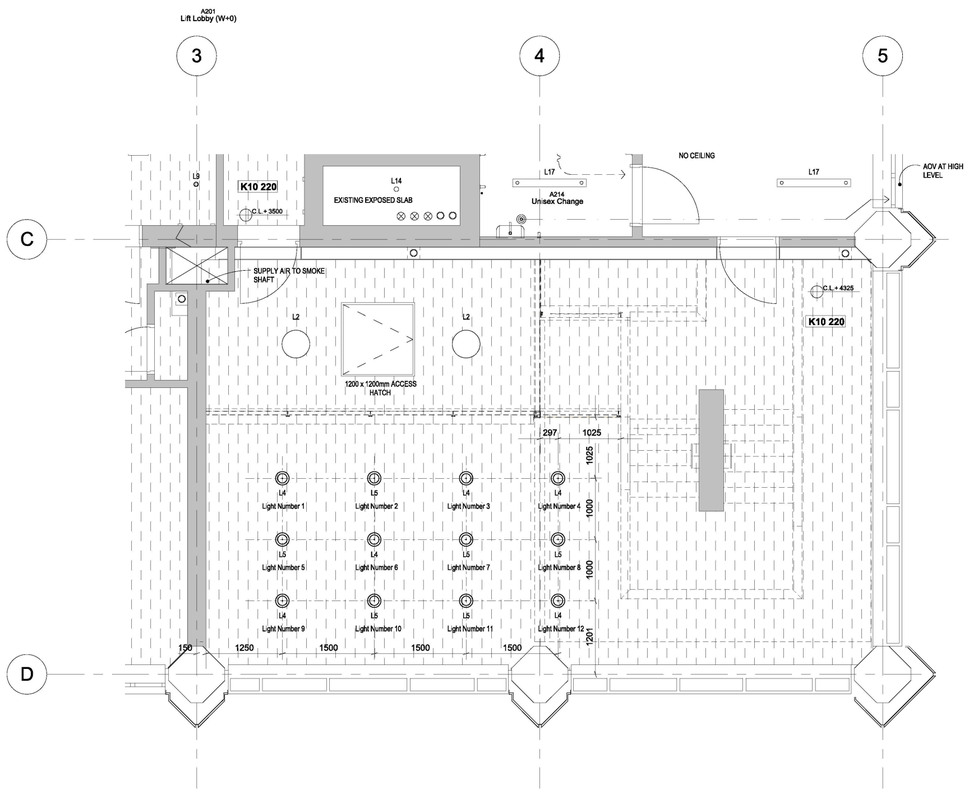

2 Entrance Lobby RCP
1 : 50

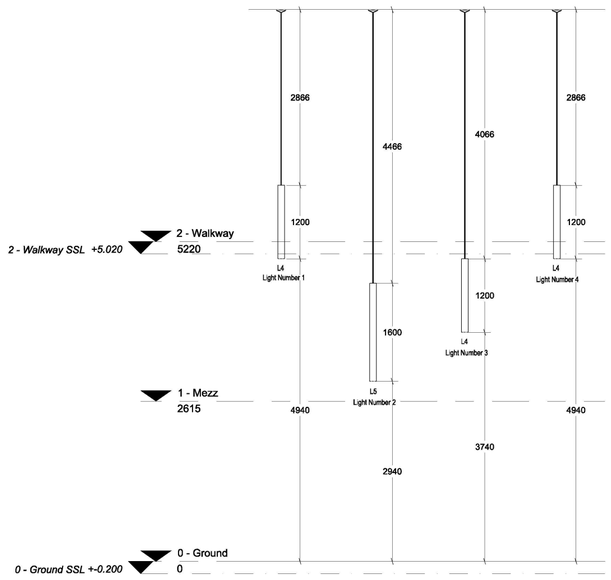

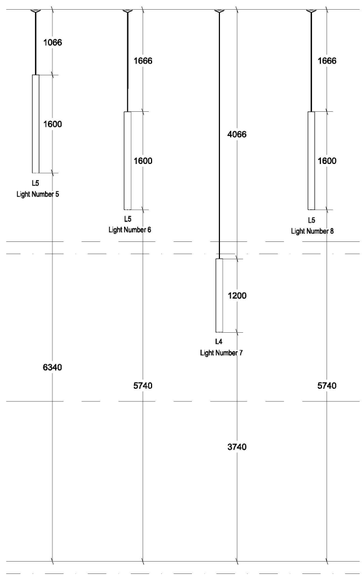

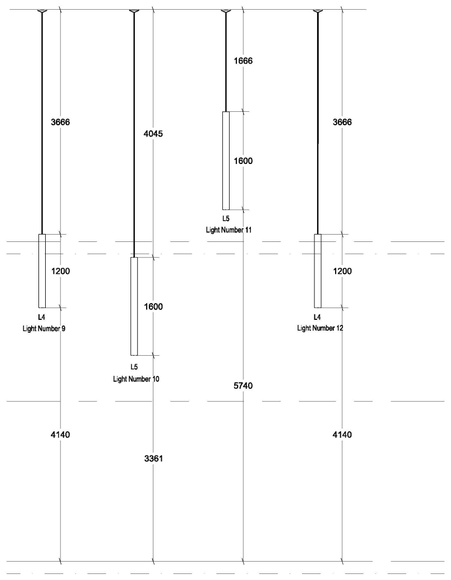

3 Pendant Lights Setting out
1 : 50

NOTE:

1. THIS DRAWING IS COPYRIGHT STUDIO E LLP.
2. THE CONTRACTORS MUST NOT SCALE FROM THE DRAWING ALL DIMENSIONS TO BE TAKEN FROM DIMENSION STRINGS.
3. WHERE ANY DISCREPANCIES ARE FOUND BETWEEN DIMENSIONS THESE MUST BE BROUGHT FOWARD TO THE ATTENTION OF THE ARCHITECTS FOR RESOLUTION.
4. WHERE DICREPANCIES EXIST BETWEEN REFERENCE OR ASSEMBLY DRAWINGS & DETAIL DRAWINGS, THE LATTER TAKE PREFERENCE.

01	01.12.15	Lobby Feature Lights Setting Out

AS BUILT

Kensington & Chelsea TMO

STUDIO E LLP

www.studioe.co.uk

GRENFELL TOWER REGENERATION PROJECT
PROJECT

Entrance Lobby Light Set out
DRAWING

1 : 50	01/12/15
SCALE	DATE
(70) 100	01 Checker
DWG. NO.	REVISION CHECKED

01/12/2015 11:31:14

RYD00000435/54

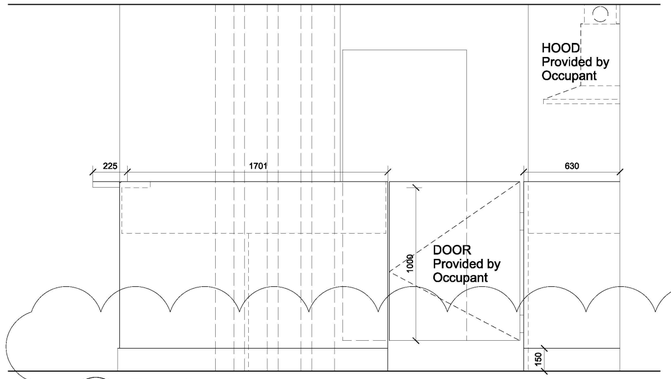

3 Elevation AA
1:20

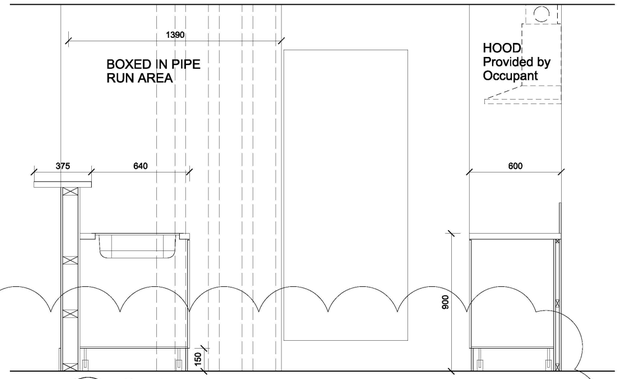

4 Section AA
1:20

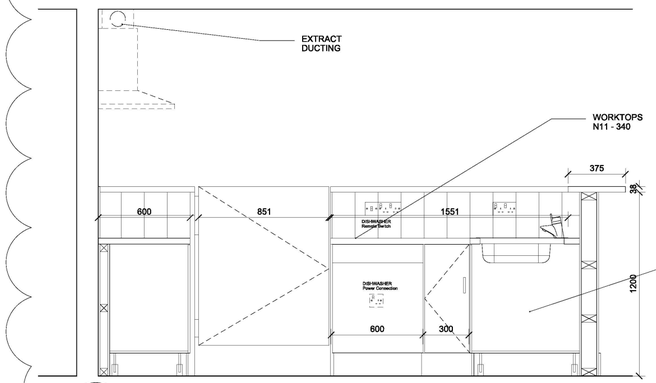

2 Section BB
1:20

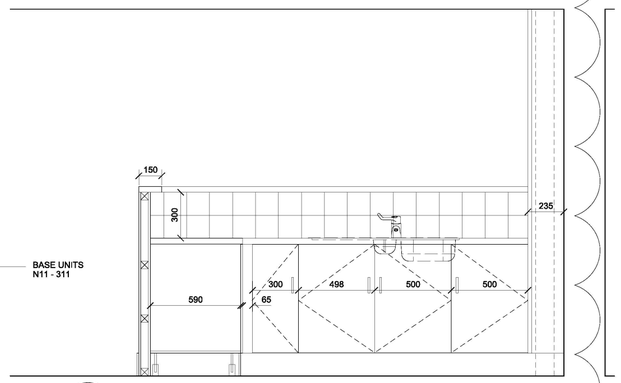

5 Section CC
1:20

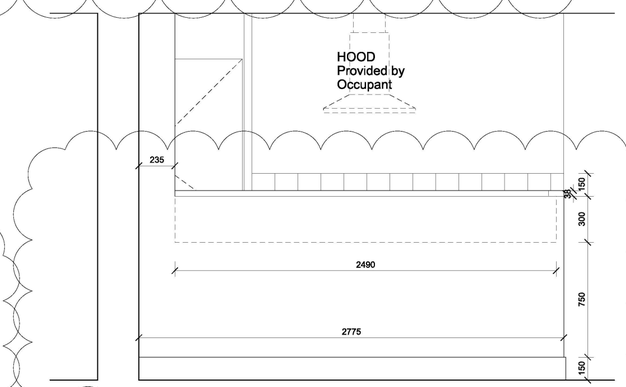

6 Elevation BB
1:20

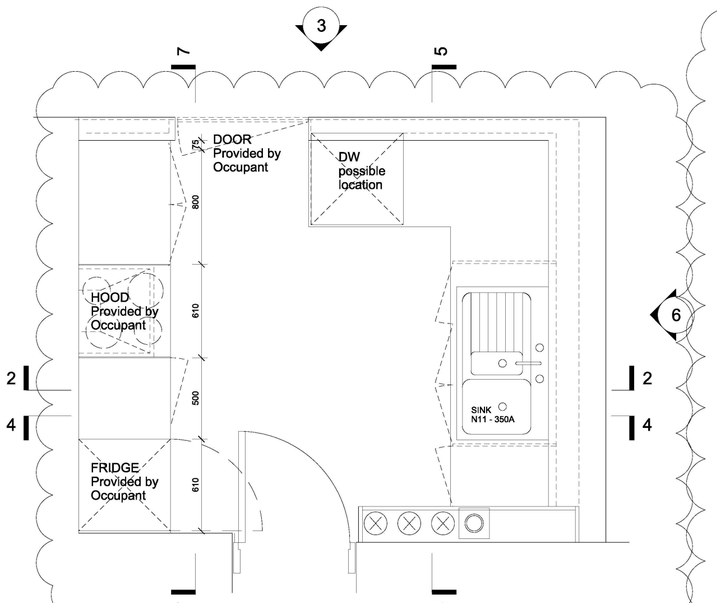

1 Nursery Kitchen Plan
1:20

0 0.5 1 1.5 2m @ 1:20

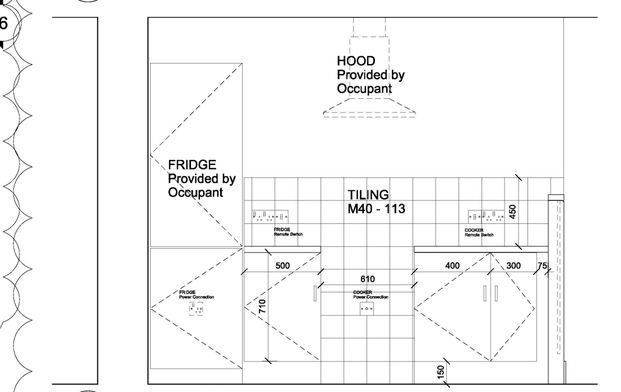

7 Section DD
1:20

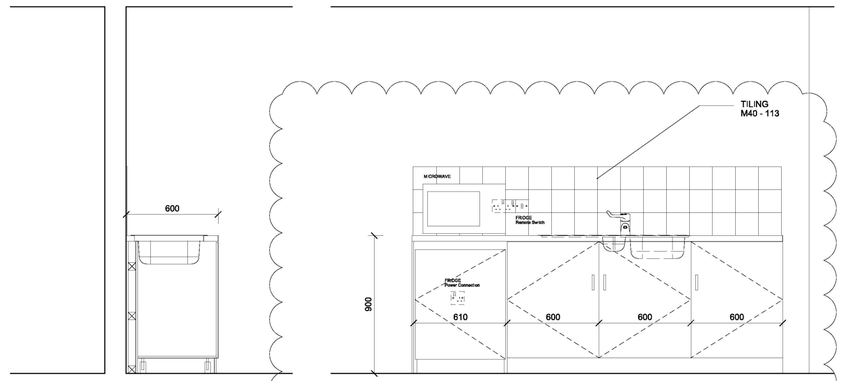

12 Sink Worktop Section
1:20

13 Sink Worktop Elevation
1:20

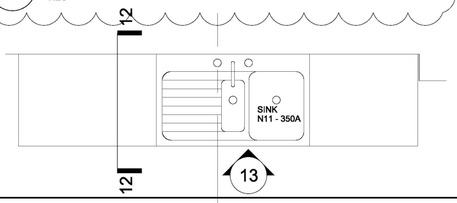

11 Sink Worktop Plan
1:20

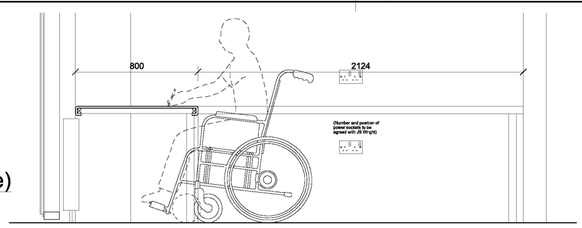

10 Worktop Section (office)
1:20

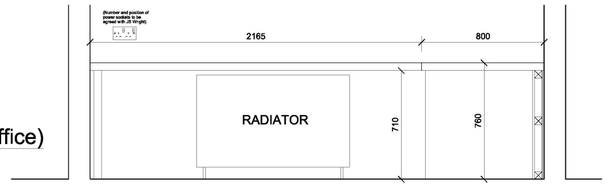

9 Worktop Elevation (office)
1:20

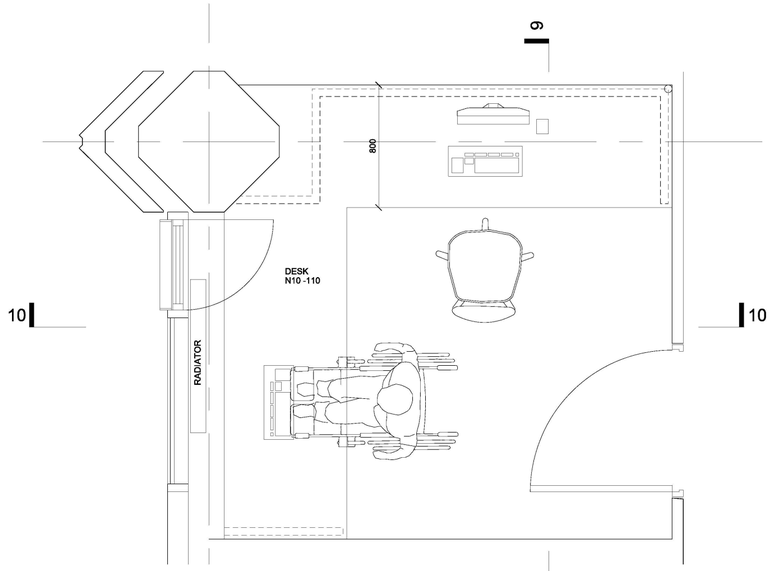

8 Nursery Office Plan
1:20

NOTE

1. THIS DRAWING IS COPYRIGHT STUDIO E LLP.
2. THE CONTRACTOR MUST NOT SCALE FROM THE DRAWING ALL DIMENSIONS TO BE TAKEN FROM DIMENSION STRINGS.
3. WHERE ANY DISCREPANCIES ARE FOUND BETWEEN DIMENSIONS THESE MUST BE BROUGHT TO THE ATTENTION OF THE ARCHITECTS FOR RESOLUTION.
4. WHERE DISCREPANCIES EXIST BETWEEN REFERENCE OR ASSEMBLY DRAWINGS & DETAIL DRAWINGS, THE LATTER TAKE PREFERENCE.

01	13/05/15	General Update
00	12/11/14	Employers Requirements

Kensington & Chelsea TMO

AS BUILT

STUDIO E ARCHITECTS LTD

310 Linton House, 164/180 Union Street
London SE1 0LH

GRENFELL TOWER
REGENERATION PROJECT
PROJECT

NURSERY KITCHEN
AND OFFICE
DRAWING

1:20@A1	28/10/13
SCALE	DATE

1279 (72) 101	01	BS
DWG. NO.	ISSUE	CHECKED

RYD00000435/55

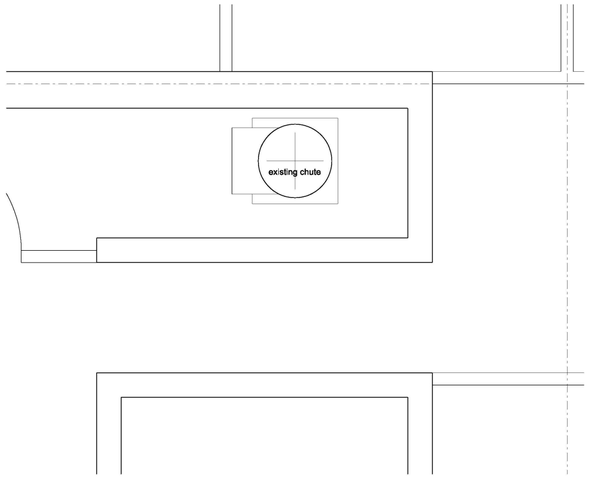

3 Walkway+1 - Existing
1:25

4 Walkway+1 - Proposed
1:25

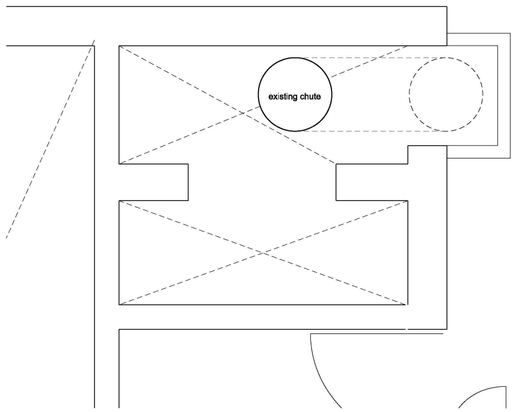

1 Mezzanine - Existing
1:25

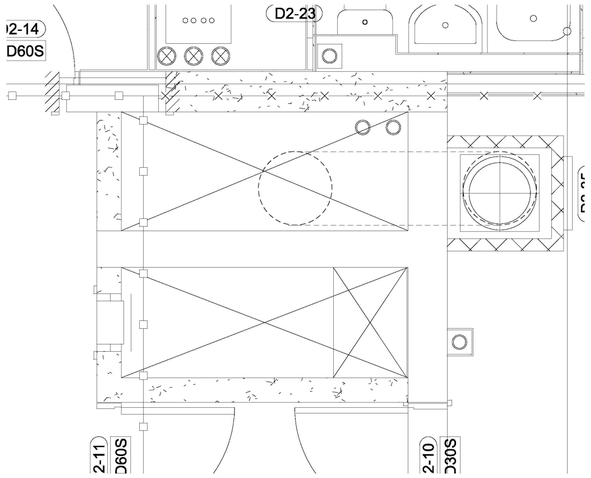

2 Mezzanine Proposed
1:25

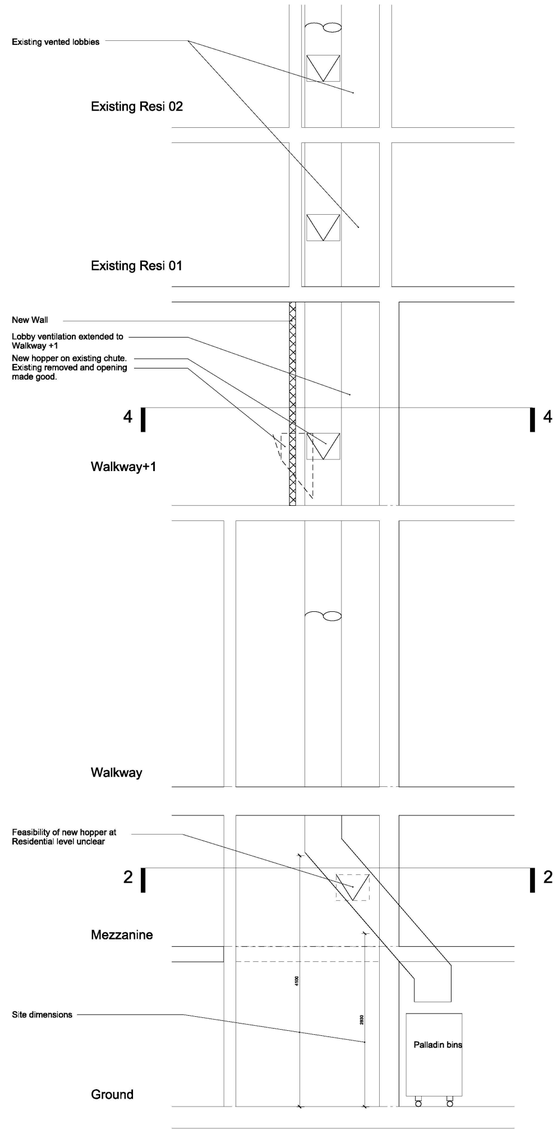

5 Section 1
1:50

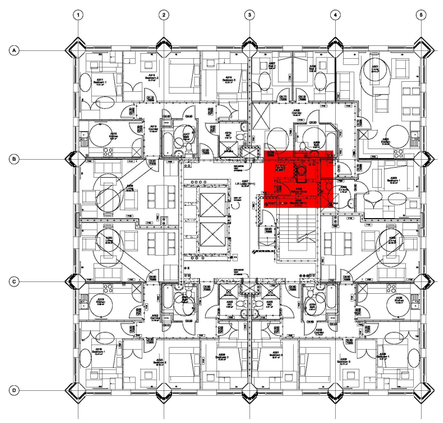

6 Walkway Level
1:200



7 Walkway+1 Existing chute
1:1

8 Existing bin store
1:1

NOTE

1. THIS DRAWING IS COPYRIGHT STUDIO E LLP.
2. THE CONTRACTOR MUST NOT SCALE FROM THE DRAWING ALL DIMENSIONS TO BE TAKEN FROM DIMENSION STRINGS.
3. WHERE ANY DISCREPANCIES ARE FOUND BETWEEN DIMENSIONS THESE MUST BE BROUGHT TO THE ATTENTION OF THE ARCHITECTS FOR RESOLUTION.
4. WHERE DISCREPANCIES EXIST BETWEEN REFERENCE OR ASSEMBLY DRAWINGS & DETAIL DRAWINGS, THE LATTER TAKE PREFERENCE.

Key

Kensington & Chelsea TMO

AS BUILT

STUDIO E ARCHITECTS LTD

310 Linton House, 164/180 Union Street London SE1 0LH

GRENFELL TOWER REGENERATION PROJECT
PROJECT

WORKS TO REFUSE CHUTE
DRAWING

As noted @ A1 18/11/13
SCALE DATE

1279 (72) 104 00 BS
DWG. NO. ISSUE CHECKED

RYD00000435/56

GRENFELL TOWER REGENERATION PROJECT

STUDIO E ARCHITECTS

Project	1279	Revised	10/11/2014	Notes:
File Reference	1279 Sanitaryware Schedule			
Status	For Construction			
Revision	01			
Initial Issue Date	20/11/12			

No.	Name	Kitchen sink	Kitchen tap	WC close coupled cistern	WC concealed cistern	WC Doc M corner pack	Doc M shower pack	WC Ambulent	Waterless Urinals	Cleaner's Sink	WHB - pedestal	WHB - semi-recessed	WHB - Handrinse	Bath	Wet floor former	Sports shower panel	Shower curtain (straight)	Shower curtain (corner)	Bath/Shower mixer	Thermostatic shower	Drinking fountain	Grab rails	Toilet Roll Holder	Towel Rail	Hand Dryer	ACO linear drain	Shower outlet - vinyl
		Ref .01	Ref .02	Ref .03	Ref .04	Ref .05	Ref .06	Ref .07	Ref .08	Ref .09	Ref .10	Ref .11	Ref .12	Ref .13	Ref .14	Ref .15	Ref .16	Ref .17	Ref .18	Ref .19	Ref .20	Ref .21	Ref .22	Ref .23	Ref .24	Ref .25	Ref .26
GROUND FLOOR																											
A005	WC			1							1																
A007	Disabled WC					1					1											1			1		
A008	Cleaner's Store									1																	
A009	Kitchen	1	1																								
A014	Play Area	1	1																								
A015	Play Area	1	1																								
A016	Kitchen	1	1																								
A018	Baby Change/ Toilets			3								3	2										3		1		
A019	Accessible toilet - Nursery					1					1											1			1		
MEZZANINE FLOOR																											
A113	Bathroom			1							1			1			1		1				1	1			
A115	Kitchen	1	1																								
A121	Bathroom			1							1			1			1		1				1	1			
A122	Kitchen	1	1																								
A125	Bathroom			1							1			1			1		1				1	1			
A126	Kitchen	1	1																								
A132	Bathroom			1							1			1			1		1				1	1			
A134	Kitchen	1	1																								
WALKWAY LEVEL																											
A212	Corridor																				1						
A213	Male Changing and WC				1				2			2				2							1		1	1	
A214	Unisex change					1	1															1			1	1	
A221	Kitchen	1	1																								
A222	Bathroom			1							1			1			1		1				1	1			
WALKWAY +1 LEVEL																											
A302	Open Plan Kitchen	1	1																								
A304	En suite bathroom			1							1				1			1		1			1	1			1
A306	Wheelchair Bathroom			1							1			1			1		1				1	1			1
A310	Kitchen - 4 Bed	1	1																								
A319	Kitchen - 4 Bed	1	1																								
A335	Kitchen - 4 Bed	1	1																								
A315	Toilet - 4 Bed			1							1				1								1	1			1
A325	Toilet - 4 Bed			1							1				1								1	1			1
A332	Toilet - 4 Bed			1							1				1								1	1			1
A317	Bathroom - 4 Bed			1							1			1			1		1				1	1			
A321	Bathroom - 4 Bed			1							1			1			1		1				1	1			
A334	Bathroom - 4 Bed			1							1			1			1		1				1	1			
	TOTAL	13	13	17	1	3	1	0	2	1	16	5	2	9	4	2	9	1	9	1	1	3	17	13	5	2	5

Specification:

Ref .01	Kitchen sink	N11/350A	SINK
Ref .02	Kitchen tap	N11/350B	KITCHEN, TAPS, TRAPS AND WASTES
Ref .03	WC close coupled cistern	N13/300A	WC AND CISTERNS - DOMESTIC
Ref .04	WC concealed cistern	N13/300B	WC AND CISTERNS - NON DOMESTIC
Ref .05	WC Doc M corner pack	N13/311A	UNISEX ACCESSIBLE CORNER WC EQUIPMENT PACKAGES
Ref .06	Doc M shower pack	N13/311B	UNISEX ACCESSIBLE CORNER SHOWER PACKAGES
Ref .07	WC Ambulent	N13/312	WC FOR AMBULANT DISABLED PEOPLE
Ref .08	Waterless Urinals	N13/321A	URINALS - WATERLESS
Ref .09	Cleaner's Sink	N13/331	SINKS - CLEANERS
Ref .10	WHB - pedestal	N13/335A	WASHBASINS - PEDESTAL
Ref .11	WHB - semi-recessed	N13/335B	SEMI-RECESSED WASH BASIN
Ref .12	WHB - Handrinse	N13/335C	WASHBASINS - WALL MOUNTED
Ref .13	Bath	N13/355A	BATHS - RECTANGULAR DOMESTIC
Ref .14	Wet floor former	N13/375A	WET FLOOR CONCEALED FORMERS
Ref .15	Sports shower panel	N13/375B	SHOWER PANELS
Ref .16	Shower curtain (straight)	N13/375D	STRAIGHT CURTAIN RAILS
Ref .17	Shower curtain (corner)	N13/375C	CORNER CURTAIN RAILS
Ref .18	Bath/Shower mixer	N13/375E	THERMOSTATIC SHOWER MIXER - BATHS
Ref .19	Thermostatic shower	N13/375F	THERMOSTATIC SHOWER MIXER
Ref .20	Drinking fountain	N13/379A	DRINKING FOUNTAINS
Ref .21	Grab rails	N13/436A	HANDRAILS AND GRAB BARS
Ref .22	Toilet Roll Holder	N13/462A	TOILET PAPER HOLDERS
Ref .23	Towerl Rail	N13/466A	TOWEL RAILS
Ref .24	Hand dryer	N13/472A	HAND DRYERS
Ref .25	ACO linear drain	N13/505	LINEAR DRAINAGE

RYD00000435/57

RYD00000435_0057

No.	Name	Kitchen sink	Kitchen tap	WC close coupled cistern	WC concealed cistern	WC Doc M corner pack	Doc M shower pack	WC Ambulent	Waterless Urinals	Cleaner's Sink	WHB - pedestal	WHB - semi-recessed	WHB - Handrinse	Bath	Wet floor former	Sports shower panel	Shower curtain (straight)	Shower curtain (corner)	Bath/Shower mixer	Thermostatic shower	Drinking fountain	Grab rails	Toilet Roll Holder	Towel Rail	Hand Dryer	ACO linear drain	Shower outlet - vinyl
		Ref .01	Ref .02	Ref .03	Ref .04	Ref .05	Ref .06	Ref .07	Ref .08	Ref .09	Ref .10	Ref .11	Ref .12	Ref .13	Ref .14	Ref .15	Ref .16	Ref .17	Ref .18	Ref .19	Ref .20	Ref .21	Ref .22	Ref .23	Ref .24	Ref .25	Ref .26

Ref .26 Shower outlet - vinyl N13/510 POINT DRAINAGE - FLOOR GULLEY

RYD00000435/58

RYD00000435_0058

GRENFELL REGENERATION PROJECT

External Finishes Schedule

Location / Description	Material	Manufacturer/ Product Reference	Colour
Brickwork	Clay	Staffordshire Slate Blue	Slate Blue
Mortar	Cement/ sand	Cemex	Colour matched/ complimentary
Columns Cladding Ground Floor	Glass Reinforced Concrete	BCM GRC Limited	BCM 262-S-HY GRC
Column Cladding Mezzanine and Above	Aluminium Composite Panel	Reynobond Rainscreen Cassette	Smoke Silver metallic Duragloss 5000 Satin
Windows Frames, associated flashings and louvred panels	Polyester Powder Coated aluminium	Tilt and turn window system	RAL 7012 Basalt Grey 30% gloss
Solid Spandrel Rainscreen Panels Walkway +2 and above	Aluminium Composite Panel	Reynobond Rainscreen Cassette	Smoke Silver metallic Duragloss 5000 Satin
Intermediate Glazed in Sandwich panel Walkway +1 and above	Polyester Powder Coated Aluminium	Sandwich Panel	RAL 9010 Pure White 30% gloss
Solid Spandrel Rainscreen Panels Walkway +1	Polyester Powder Coated Aluminium	Rainscreen Cassette	RAL 9010 Pure White 30% gloss
Solid Spandrel Rainscreen Panels Walkway	Polyester Powder Coated Aluminium	Interlocking Rainscreen Panel	RAL 7005 Mouse Grey 30% gloss
Solid Spandrel Rainscreen Panels Mezzanine	Polyester Powder Coated Aluminium	Interlocking Rainscreen Panel	RAL 7012 Basalt Grey 30% gloss
Entrance Accent Colour panels Nursery and Residential Main Entrance	Polyester Powder Coated Aluminium	Rainscreen Cassette	RAL 6018 May Green 30% gloss
Steel Doors and Roller Shutters Ground Floor	Polyester Powder Coated Steel		RAL 7012 Basalt Grey 30% Gloss
Kitchen Vent Units As part of window system	Colour matched to window frames		RAL 7012 Basalt Grey 30% Gloss
Crown Enclosure	Polyester Powder Coated Aluminium	Rainscreen Cassette	Alternating Smoke Silver metallic Duragloss 5000 Satin and RAL 9010 Pure White 30% gloss

NOTE

1. THIS DRAWING IS COPYRIGHT STUDIO E LLP.
2. THE CONTRACTOR MUST NOT SCALE FROM THE DRAWING ALL DIMENSIONS TO BE TAKEN FROM DIMENSION STRINGS.
3. WHERE ANY DISCREPANCIES ARE FOUND BETWEEN DIMENSIONS THESE MUST BE BROUGHT TO THE ATTENTION OF THE ARCHITECTS FOR RESOLUTION.
4. WHERE DISCREPANCIES EXIST BETWEEN REFERENCE OR ASSEMBLY DRAWINGS & DETAIL DRAWINGS, THE LATTER TAKE PREFERENCE.

KEY

HOARDING TO PERMIT COMPLETION OF PLAY AREA AND FENCE

For correct Play area configuration see Kompan Drawing

For new Foul drainage from TMO Office see as built drainage drawing 02

Soakaway in soft surface

Soakaway in soft surface

HOARDING ALIGNED WITH EXISTING KERBLINE SOFT LANDSCAPING REDUCED BY 1285mm

RETAINED/ REBUILT WALL TO MATCH KALC

EMB Community Centre

Office

EMB office No 1

Tank Room

Kitchen

Site Plan

Hard Landscape Materials Key

01 Exposed Aggregate Charcon Ecopave Grey Concrete Pavers – 200x 100x 60mm

01a Exposed aggregate concrete (Vehicular route) 80mm Kellen or Charcon- Q24/110B

02 Permeable Rubber Crumb Safety Surface - Q26/360

03 Precast Concrete Steps - Including handrail and Tactile Paving - Q24/135

04 Drainage Channels - Q10/170

05 Grass - Q30

06 Herbaceous/Shrub Planting - Q31

07 Tree Planting in Soft Landscape - min. 25cm girth - Q31/507

08 Tree Planting in Paving - Semi Mature 25-30cm girth - Q31/502

09 1.8m Freestanding seats

10 Play Equipment - Q52

11 Bollards - Retractable - Q50/191

12 Bollards - Fixed - Q50/190

14 Metal edge Q10

16 Flat top wide precast concrete edge w/ 125mm upstand - Q10/111

17 Precast kerb to planter with 125mm upstand

18 1800mm high Vertical Steel Bar Railings - Q40/340

19 Lighting Columns to Lighting Engineer's details

20 Existing lighting columns to be retained

21 Litter Bins - Q50/240 - locations tbc

22 Retained/ rebuilt wall to match KALC landscaping

23 1.8m concrete seat Q50/226

New Tarmac Wearing Course- levels as existing

Herringbone pattern Charcon Ecopave Grey Fleck 100x 200x 60mm pavings

Charcon Ecopave Grey Fleck/ Kellen 80mm block paving (Fire access/ KALC road interface)

Tarmac Table Top/ Transitions

Existing Pavoiurs (Kellen)- levels as existing

Ulma Architectural MultiV+ 100mm Linear Drain

Gulley Drainage

N

0 5 10 15 20m @ 1:200

03	29/03/16	Finishes Modified
02	23/03/16	Finishes Modified
01	15/04/14	Blue line added

Kensington & Chelsea TMO

EMPLOYER'S REQUIREMENTS

STUDIO E ARCHITECTS LTD

310 Linton House, 164/180 Union Street London SE1 0LH

GRENFELL TOWER REGENERATION PROJECT

PROJECT

PROPOSED SITE PLAN

DRAWING

1:200@A1 | 19/11/13

SCALE | DATE

1279 (00) 012 | 03 | NC

DWG. NO. | ISSUE | CHECKED

RYD00000435/60

RYD00000435_0060

This drawing is the copyright design of Fife Belcher Grimsey and Partners and must not be traced or used for any other purpose than that specified hereon

NOTES

1. FIGURED DIMENSIONS MUST BE TAKEN AS READ AND NOT SCALED.
2. THIS DRAWING IS TO BE READ IN CONJUNCTION WITH ALL RELEVANT ARCHITECTS, ENGINEERS AND SERVICES DRAWINGS AND SPECIFICATIONS.

NOTE: Small lightweight access covers should be secured by screws to deter unauthorised access

Shallow Access Chamber Detail

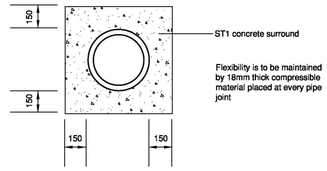

Pipe Bedding Detail

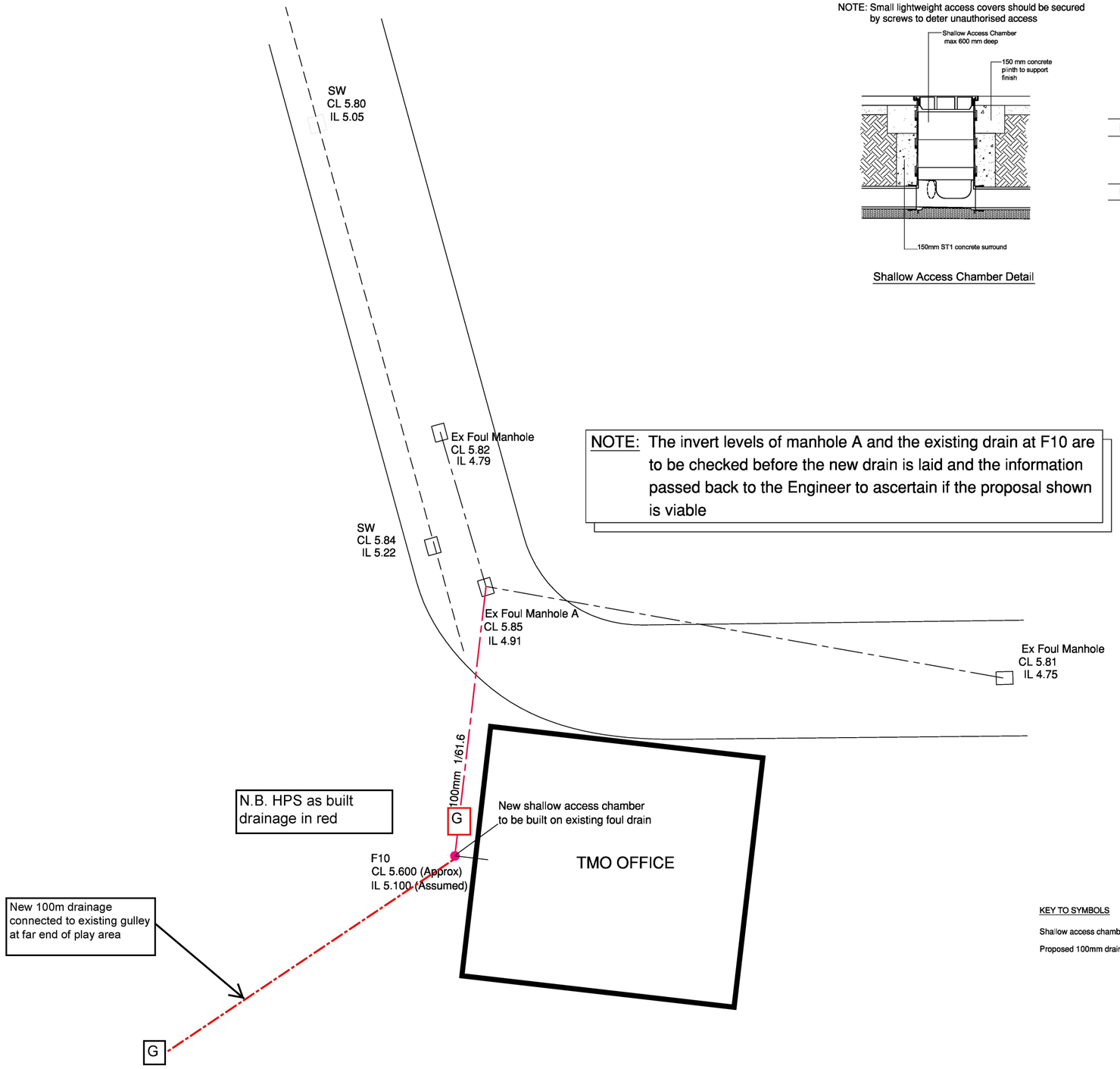

NOTE: The invert levels of manhole A and the existing drain at F10 are to be checked before the new drain is laid and the information passed back to the Engineer to ascertain if the proposal shown is viable

KEY TO SYMBOLS

Shallow access chamber

Proposed 100mm drain

Rev	Date	Amendments

Fife Belcher
Consulting Engineers
Applegate House
33c High Street
Chislehurst
Kent
BR7 5AE
[redacted]
E : fbg@fifebelcher.co.uk

Client/Architect

Rydon Maintenance Ltd.

Project:

Grenfell Towers

Subject:

TMO Office Drain Diversion

Scale @ A1:	Date:	Drawn:
Layout 1:100 Details NTS	Feb 2016	MDW
Computer File Name:		Checked:

DRG No. 9646/979/01

Revision:

RYD00000435/61

RYD00000435_0061

Kensington Academy and Leisure Centre

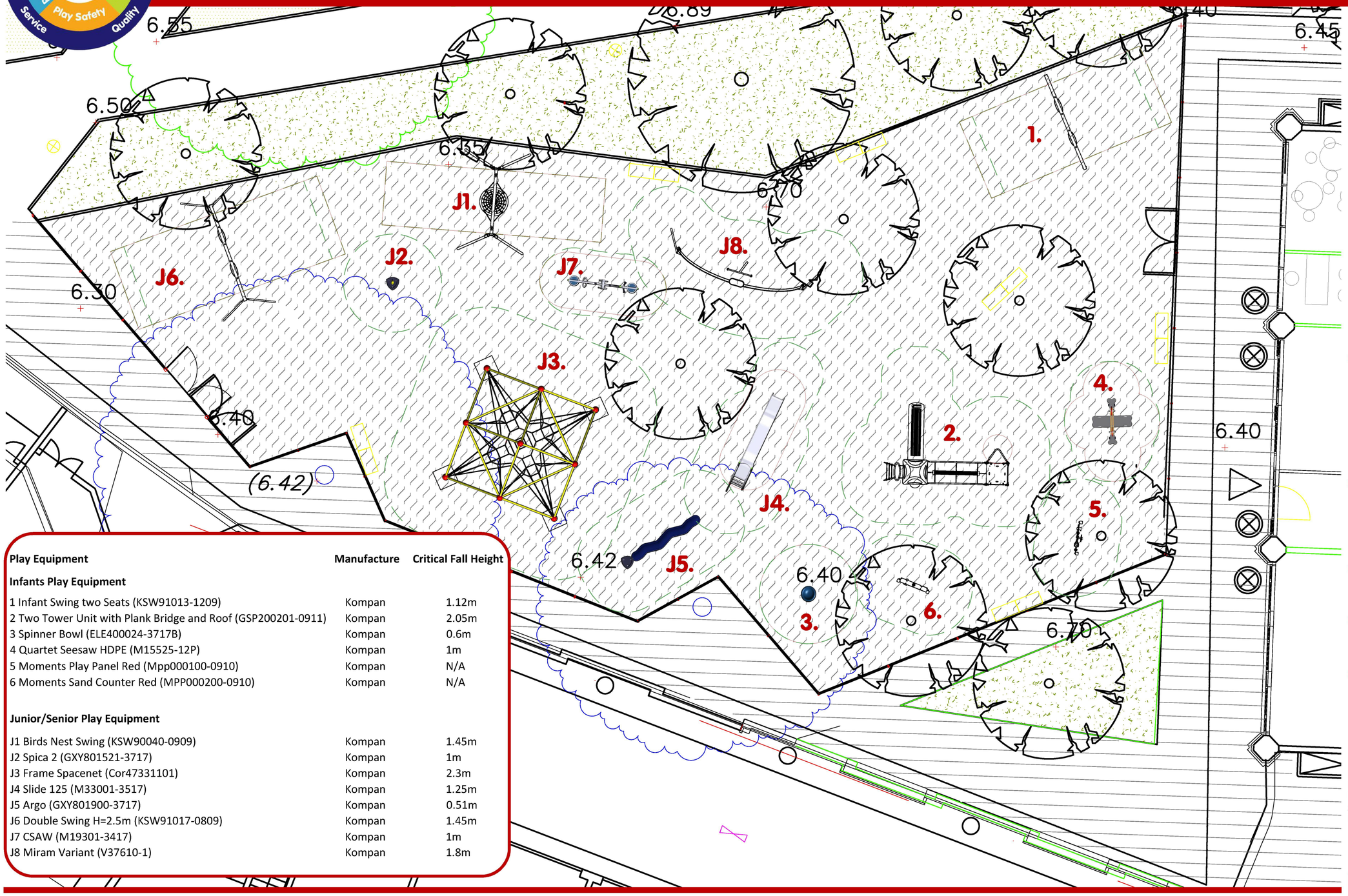

Play Equipment	Manufacture	Critical Fall Height
Infants Play Equipment		
1 Infant Swing two Seats (KSW91013-1209)	Kompan	1.12m
2 Two Tower Unit with Plank Bridge and Roof (GSP200201-0911)	Kompan	2.05m
3 Spinner Bowl (ELE400024-3717B)	Kompan	0.6m
4 Quartet Seesaw HDPE (M15525-12P)	Kompan	1m
5 Moments Play Panel Red (Mpp000100-0910)	Kompan	N/A
6 Moments Sand Counter Red (MPP000200-0910)	Kompan	N/A
Junior/Senior Play Equipment		
J1 Birds Nest Swing (KSW90040-0909)	Kompan	1.45m
J2 Spica 2 (GXY801521-3717)	Kompan	1m
J3 Frame Spacenet (Cor47331101)	Kompan	2.3m
J4 Slide 125 (M33001-3517)	Kompan	1.25m
J5 Argo (GXY801900-3717)	Kompan	0.51m
J6 Double Swing H=2.5m (KSW91017-0809)	Kompan	1.45m
J7 CSAW (M19301-3417)	Kompan	1m
J8 Miram Variant (V37610-1)	Kompan	1.8m

Scale at 1:100
0 5m 10m
0 10m 20m
Scale at 1:200

*NOTES: The exact location of the equipment is to be agreed by the client.

This layout is indicative only - the order confirmation document contains the finite information about the proposed area.

DO NOT SCALE THIS PLAN

STANDARDS AND COMPLIANCE:

All KOMPAN products are independently tested to EN1176 by TUV Testing House, Hamburg.

All impact absorbing surfacing specified by KOMPAN is tested to EN1177.

Certificates available upon request

THE ENVIRONMENT:

KOMPAN's quality and environmental procedures are certified according to ISO9001/ ISO14001/BS7750.

KOMPAN is a registered member of the Association of Play Industries

This drawing is not based on a detailed site survey and thus precise location and orientation of equipment may vary to suit ground conditions and client preferences.

Proposed Play Area

Plan Scale: 1:100 @ A2
Drawing No.:
Date:
Account Manager: Richard Farr
Drawing By: Richard Farr

KOMPAN LTD.
21 Roebuck Way
Knowlhill
Milton Keynes MK5 8HL
Tel [redacted]
Fax

RYD00000435/62

RYD00000435_0062

MATERIALS KEY

1. ALUMINIUM TILT & TURN WINDOWS
2. ALUMINIUM CURTAIN WALL, OPENING LIGHTS & GLAZED DOORS
3. ALUMINIUM COMPOSITE MATERIAL RAINSCREEN PANEL
4. ALUMINIUM INTERLOCKING PANEL RAINSCREEN
5. ALUMINIUM CASSETTE RAINSCREEN
6. ALUMINIUM CASSETTE - RAL 6018 "MAY GREEN"
7. GLASS-REINFORCED CONCRETE (LOW LEVEL)
8. STAFFORDSHIRE SLATE BLUE SMOOTH BRICK. STACK BOND
9. ALUMINIUM VENTILATION LOUVRES
10. ALUMINIUM LOUVRES AS PART OF OPENING LIGHTS
11. STEEL DOORS, PPC
12. ROLLER SHUTTER, PPC
13. EXISTING CONCRETE WALL TO ROOF PLANT ROOM



KEY ELEVATION (1:200)

WEST ELEVATION

0 1 2 3 4 5m @ 1:50

NOTE

1. THIS DRAWING IS COPYRIGHT STUDIO E LLP.
2. THE CONTRACTOR MUST NOT SCALE FROM THE DRAWING ALL DIMENSIONS TO BE TAKEN FROM DIMENSION STRINGS.
3. WHERE ANY DISCREPANCIES ARE FOUND BETWEEN DIMENSIONS THESE MUST BE BROUGHT TO THE ATTENTION OF THE ARCHITECTS FOR RESOLUTION.
4. WHERE DISCREPANCIES EXIST BETWEEN REFERENCE OR ASSEMBLY DRAWINGS & DETAIL DRAWINGS, THE LATTER TAKE PREFERENCE.

Key

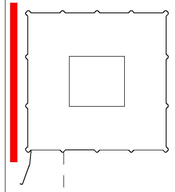

01	28/07/14	Colours amended

Kensington & Chelsea TMO

PLANNING

STUDIO E ARCHITECTS LTD

310 Linton House, 164/180 Union Street London SE1 0LH

GRENFELL TOWER REGENERATION PROJECT

PROJECT

PROPOSED WEST ELEVATION

DRAWING

1:50 @A1 — SCALE

04/06/14 — DATE

1279 PL 312 — DWG. NO.

01 — ISSUE

CHECKED

RYD00000435/63

RYD00000435_0063

MATERIALS KEY

1. ALUMINIUM TILT & TURN WINDOWS
2. ALUMINIUM CURTAIN WALL, OPENING LIGHTS & GLAZED DOORS
3. ALUMINIUM COMPOSITE MATERIAL RAINSCREEN PANEL
4. ALUMINIUM INTERLOCKING PANEL RAINSCREEN
5. ALUMINIUM CASSETTE RAINSCREEN
6. ALUMINIUM CASSETTE - RAL 6018 "MAY GREEN"
7. GLASS-REINFORCED CONCRETE (LOW LEVEL)
8. STAFFORDSHIRE SLATE BLUE SMOOTH BRICK. STACK BOND
9. ALUMINIUM VENTILATION LOUVRES
10. ALUMINIUM LOUVRES AS PART OF OPENING LIGHTS
11. STEEL DOORS, PPC
12. ROLLER SHUTTER, PPC
13. EXISTING CONCRETE WALL TO ROOF PLANT ROOM



KEY ELEVATION (1:200)

WEST ELEVATION

0 1 2 3 4 5m @ 1:50

NOTE

1. THIS DRAWING IS COPYRIGHT STUDIO E LLP.
2. THE CONTRACTOR MUST NOT SCALE FROM THE DRAWING ALL DIMENSIONS TO BE TAKEN FROM DIMENSION STRINGS.
3. WHERE ANY DISCREPANCIES ARE FOUND BETWEEN DIMENSIONS THESE MUST BE BROUGHT TO THE ATTENTION OF THE ARCHITECTS FOR RESOLUTION.
4. WHERE DISCREPANCIES EXIST BETWEEN REFERENCE OR ASSEMBLY DRAWINGS & DETAIL DRAWINGS, THE LATTER TAKE PREFERENCE.

Key

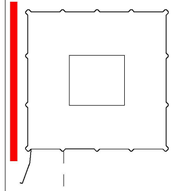

01	28/07/14	Colours amended

Kensington & Chelsea TMO

PLANNING

STUDIO E ARCHITECTS LTD

310 Linton House, 164/180 Union Street London SE1 0LH

GRENFELL TOWER REGENERATION PROJECT

PROJECT

PROPOSED WEST ELEVATION

DRAWING

1:50 @A1 — SCALE

04/06/14 — DATE

1279 PL 312 — DWG. NO.

01 — ISSUE

CHECKED

RYD00000435/64

RYD00000435_0064

MATERIALS KEY

1. ALUMINIUM TILT & TURN WINDOWS
2. ALUMINIUM CURTAIN WALL, OPENING LIGHTS & GLAZED DOORS
3. ALUMINIUM COMPOSITE MATERIAL RAINSCREEN PANEL
4. ALUMINIUM INTERLOCKING PANEL RAINSCREEN
5. ALUMINIUM CASSETTE RAINSCREEN
6. ALUMINIUM CASSETTE - RAL 6018 "MAY GREEN"
7. GLASS-REINFORCED CONCRETE (LOW LEVEL)
8. STAFFORDSHIRE SLATE BLUE SMOOTH BRICK. STACK BOND
9. ALUMINIUM VENTILATION LOUVRES
10. ALUMINIUM LOUVRES AS PART OF OPENING LIGHTS
11. STEEL DOORS, PPC
12. ROLLER SHUTTER, PPC
13. EXISTING CONCRETE WALL TO ROOF PLANT ROOM



KEY ELEVATION (1:200)

EAST ELEVATION

0 1 2 3 4 5m @ 1:50

NOTE

1. THIS DRAWING IS COPYRIGHT STUDIO E LLP.
2. THE CONTRACTOR MUST NOT SCALE FROM THE DRAWING ALL DIMENSIONS TO BE TAKEN FROM DIMENSION STRINGS.
3. WHERE ANY DISCREPANCIES ARE FOUND BETWEEN DIMENSIONS THESE MUST BE BROUGHT TO THE ATTENTION OF THE ARCHITECTS FOR RESOLUTION.
4. WHERE DISCREPANCIES EXIST BETWEEN REFERENCE OR ASSEMBLY DRAWINGS & DETAIL DRAWINGS, THE LATTER TAKE PREFERENCE.

Key

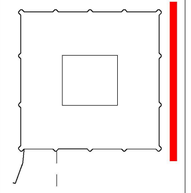

01	28/07/14	Colours amended

Kensington & Chelsea TMO

PLANNING

STUDIO E ARCHITECTS LTD

310 Linton House, 164/180 Union Street London SE1 0LH

GRENFELL TOWER REGENERATION PROJECT
PROJECT

PROPOSED EAST ELEVATION
DRAWING

1:50 @A1 — SCALE
04/06/14 — DATE

1279 PL 313 — DWG. NO.
01 — ISSUE
CHECKED

RYD00000435/65

RYD00000435_0065

MATERIALS KEY

1. ALUMINIUM TILT & TURN WINDOWS
2. ALUMINIUM CURTAIN WALL, OPENING LIGHTS & GLAZED DOORS
3. ALUMINIUM COMPOSITE MATERIAL RAINSCREEN PANEL
4. ALUMINIUM INTERLOCKING PANEL RAINSCREEN
5. ALUMINIUM CASSETTE RAINSCREEN
6. ALUMINIUM CASSETTE - RAL 6018 "MAY GREEN"
7. GLASS-REINFORCED CONCRETE (LOW LEVEL)
8. STAFFORDSHIRE SLATE BLUE SMOOTH BRICK. STACK BOND
9. ALUMINIUM VENTILATION LOUVRES
10. ALUMINIUM LOUVRES AS PART OF OPENING LIGHTS
11. STEEL DOORS, PPC
12. ROLLER SHUTTER, PPC
13. EXISTING CONCRETE WALL TO ROOF PLANT ROOM



KEY ELEVATION (1:200)

EAST ELEVATION

0 1 2 3 4 5m @ 1:50

NOTE

1. THIS DRAWING IS COPYRIGHT STUDIO E LLP.
2. THE CONTRACTOR MUST NOT SCALE FROM THE DRAWING ALL DIMENSIONS TO BE TAKEN FROM DIMENSION STRINGS.
3. WHERE ANY DISCREPANCIES ARE FOUND BETWEEN DIMENSIONS THESE MUST BE BROUGHT TO THE ATTENTION OF THE ARCHITECTS FOR RESOLUTION.
4. WHERE DISCREPANCIES EXIST BETWEEN REFERENCE OR ASSEMBLY DRAWINGS & DETAIL DRAWINGS, THE LATTER TAKE PREFERENCE.

Key

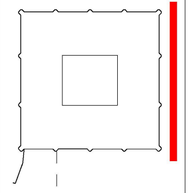

01	28/07/14	Colours amended

Kensington & Chelsea TMO

PLANNING

STUDIO E ARCHITECTS LTD

310 Linton House, 164/180 Union Street London SE1 0LH

GRENFELL TOWER REGENERATION PROJECT
PROJECT

PROPOSED EAST ELEVATION
DRAWING

1:50 @A1 SCALE | 04/06/14 DATE

1279 PL 313 DWG. NO. | 01 ISSUE | CHECKED

RYD00000435/66

RYD00000435_0066

MATERIALS KEY

1. ALUMINIUM TILT & TURN WINDOWS
2. ALUMINIUM CURTAIN WALL, OPENING LIGHTS & GLAZED DOORS
3. ALUMINIUM COMPOSITE MATERIAL RAINSCREEN PANEL
4. ALUMINIUM INTERLOCKING PANEL RAINSCREEN
5. ALUMINIUM CASSETTE RAINSCREEN
6. ALUMINIUM CASSETTE - RAL 6018 "MAY GREEN"
7. GLASS-REINFORCED CONCRETE (LOW LEVEL)
8. STAFFORDSHIRE SLATE BLUE SMOOTH BRICK. STACK BOND
9. ALUMINIUM VENTILATION LOUVRES
10. ALUMINIUM LOUVRES AS PART OF OPENING LIGHTS
11. STEEL DOORS, PPC
12. ROLLER SHUTTER, PPC
13. EXISTING CONCRETE WALL TO ROOF PLANT ROOM



KEY ELEVATION (1:200)

SOUTH ELEVATION

0 1 2 3 4 5m @ 1:50

NOTE

1. THIS DRAWING IS COPYRIGHT STUDIO E LLP.
2. THE CONTRACTOR MUST NOT SCALE FROM THE DRAWING ALL DIMENSIONS TO BE TAKEN FROM DIMENSION STRINGS.
3. WHERE ANY DISCREPANCIES ARE FOUND BETWEEN DIMENSIONS THESE MUST BE BROUGHT TO THE ATTENTION OF THE ARCHITECTS FOR RESOLUTION.
4. WHERE DISCREPANCIES EXIST BETWEEN REFERENCE OR ASSEMBLY DRAWINGS & DETAIL DRAWINGS, THE LATTER TAKE PREFERENCE.

Key

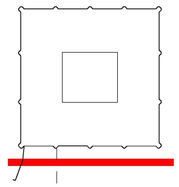

01	28/07/14	Colours amended

Kensington & Chelsea TMO

PLANNING

STUDIO E ARCHITECTS LTD

310 Linton House, 164/180 Union Street London SE1 0LH

GRENFELL TOWER REGENERATION PROJECT

PROJECT

PROPOSED SOUTH ELEVATION

DRAWING

1:50 @A1 — SCALE

04/06/14 — DATE

1279 PL 314 — DWG. NO.

01 — ISSUE

CHECKED

RYD00000435/67

RYD00000435_0067

MATERIALS KEY

1. ALUMINIUM TILT & TURN WINDOWS
2. ALUMINIUM CURTAIN WALL, OPENING LIGHTS & GLAZED DOORS
3. ALUMINIUM COMPOSITE MATERIAL RAINSCREEN PANEL
4. ALUMINIUM INTERLOCKING PANEL RAINSCREEN
5. ALUMINIUM CASSETTE RAINSCREEN
6. ALUMINIUM CASSETTE - RAL 6018 "MAY GREEN"
7. GLASS-REINFORCED CONCRETE (LOW LEVEL)
8. STAFFORDSHIRE SLATE BLUE SMOOTH BRICK. STACK BOND
9. ALUMINIUM VENTILATION LOUVRES
10. ALUMINIUM LOUVRES AS PART OF OPENING LIGHTS
11. STEEL DOORS, PPC
12. ROLLER SHUTTER, PPC
13. EXISTING CONCRETE WALL TO ROOF PLANT ROOM



KEY ELEVATION (1:200)

NORTH ELEVATION

NOTE

1. THIS DRAWING IS COPYRIGHT STUDIO E LLP.
2. THE CONTRACTOR MUST NOT SCALE FROM THE DRAWING ALL DIMENSIONS TO BE TAKEN FROM DIMENSION STRINGS.
3. WHERE ANY DISCREPANCIES ARE FOUND BETWEEN DIMENSIONS THESE MUST BE BROUGHT TO THE ATTENTION OF THE ARCHITECTS FOR RESOLUTION.
4. WHERE DISCREPANCIES EXIST BETWEEN REFERENCE OR ASSEMBLY DRAWINGS & DETAIL DRAWINGS, THE LATTER TAKE PREFERENCE.

Key

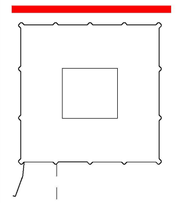

01	28/07/14	Colours amended

Kensington & Chelsea TMO

PLANNING

STUDIO E ARCHITECTS LTD

310 Linton House, 164/180 Union Street London SE1 0LH

GRENFELL TOWER REGENERATION PROJECT

PROJECT

PROPOSED NORTH ELEVATION

DRAWING

1:50 @A1 — SCALE

04/06/14 — DATE

1279 PL 315 — DWG. NO.

01 — ISSUE

CHECKED

RYD00000435/68

MATERIALS KEY

1. ALUMINIUM TILT & TURN WINDOWS
2. ALUMINIUM CURTAIN WALL, OPENING LIGHTS & GLAZED DOORS
3. ALUMINIUM COMPOSITE MATERIAL RAINSCREEN PANEL
4. ALUMINIUM INTERLOCKING PANEL RAINSCREEN
5. ALUMINIUM CASSETTE RAINSCREEN
6. ALUMINIUM CASSETTE - RAL 6018 "MAY GREEN"
7. GLASS-REINFORCED CONCRETE (LOW LEVEL)
8. STAFFORDSHIRE SLATE BLUE SMOOTH BRICK. STACK BOND
9. ALUMINIUM VENTILATION LOUVRES
10. ALUMINIUM LOUVRES AS PART OF OPENING LIGHTS
11. STEEL DOORS, PPC
12. ROLLER SHUTTER, PPC
13. EXISTING CONCRETE WALL TO ROOF PLANT ROOM



KEY ELEVATION (1:200)

NORTH ELEVATION

NOTE

1. THIS DRAWING IS COPYRIGHT STUDIO E LLP.
2. THE CONTRACTOR MUST NOT SCALE FROM THE DRAWING ALL DIMENSIONS TO BE TAKEN FROM DIMENSION STRINGS.
3. WHERE ANY DISCREPANCIES ARE FOUND BETWEEN DIMENSIONS THESE MUST BE BROUGHT TO THE ATTENTION OF THE ARCHITECTS FOR RESOLUTION.
4. WHERE DISCREPANCIES EXIST BETWEEN REFERENCE OR ASSEMBLY DRAWINGS & DETAIL DRAWINGS, THE LATTER TAKE PREFERENCE.

Key

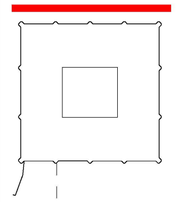

01	28/07/14	Colours amended

Kensington & Chelsea TMO

PLANNING

STUDIO E ARCHITECTS LTD

310 Linton House, 164/180 Union Street London SE1 0LH

GRENFELL TOWER REGENERATION PROJECT

PROJECT

PROPOSED NORTH ELEVATION

DRAWING

1:50 @A1 SCALE

04/06/14 DATE

1279 PL 315 DWG. NO.

01 ISSUE

CHECKED

RYD00000435/69

1. ALUMINIUM TILT & TURN WINDOWS
2. ALUMINIUM CURTAIN WALL, OPENING LIGHTS & GLAZED DOORS
3. ALUMINIUM COMPOSITE MATERIAL RAINSCREEN PANEL
4. ALUMINIUM INTERLOCKING PANEL RAINSCREEN
5. ALUMINIUM CASSETTE RAINSCREEN
6. ALUMINIUM CASSETTE - RAL 6018 "MAY GREEN"
7. STAINLESS STEEL - BRUSHED (LOW LEVEL)
8. STAFFORDSHIRE SLATE BLUE SMOOTH BRICK. STACK BOND
9. ALUMINIUM VENTILATION LOUVRES
10. ALUMINIUM LOUVRES AS PART OF OPENING LIGHTS
11. STEEL DOORS, PPC
12. ROLLER SHUTTER, PPC
13. EXISTING CONCRETE WALL TO ROOF PLANT ROOM

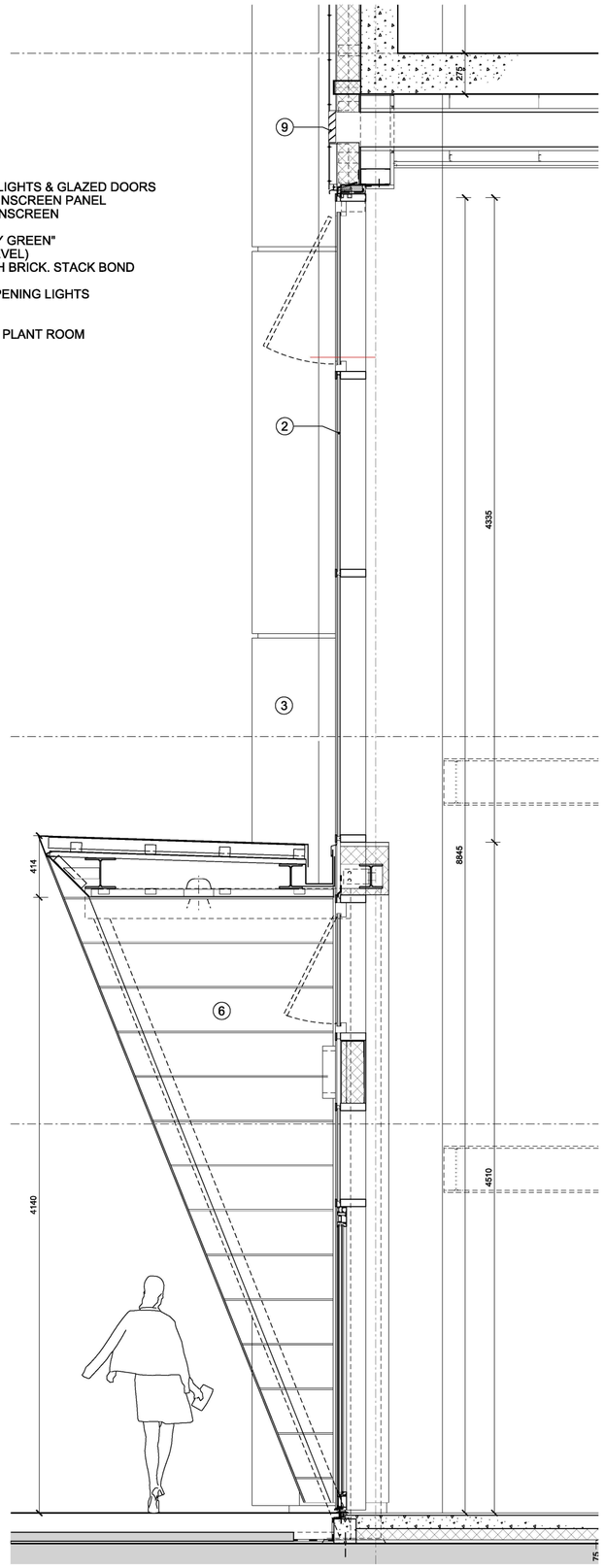

SECTION

SOUTH ELEVATION: ENTRANCE DETAIL

NOTE

1. THIS DRAWING IS COPYRIGHT STUDIO E LLP.
2. THE CONTRACTOR MUST NOT SCALE FROM THE DRAWING ALL DIMENSIONS TO BE TAKEN FROM DIMENSION STRINGS.
3. WHERE ANY DISCREPANCIES ARE FOUND BETWEEN DIMENSIONS THESE MUST BE BROUGHT TO THE ATTENTION OF THE ARCHITECTS FOR RESOLUTION.
4. WHERE DISCREPANCIES EXIST BETWEEN REFERENCE OR ASSEMBLY DRAWINGS & DETAIL DRAWINGS, THE LATTER TAKE PREFERENCE.

Key

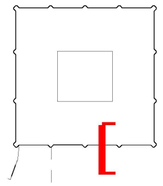

Kensington & Chelsea TMO

PLANNING

STUDIO E LLP
Palace Wharf, Rainville Road,
London W6 9HN
Tel [redacted]
Fax

GRENFELL TOWER
REGENERATION PROJECT
PROJECT

PLANNING
DETAIL SHEET 1
MAIN ENTRANCE
DRAWING

1:20 @A1 — SCALE
26/06/14 — DATE

1279 PL320 — DWG. NO.
00 — ISSUE
CHECKED

RYD00000435/770

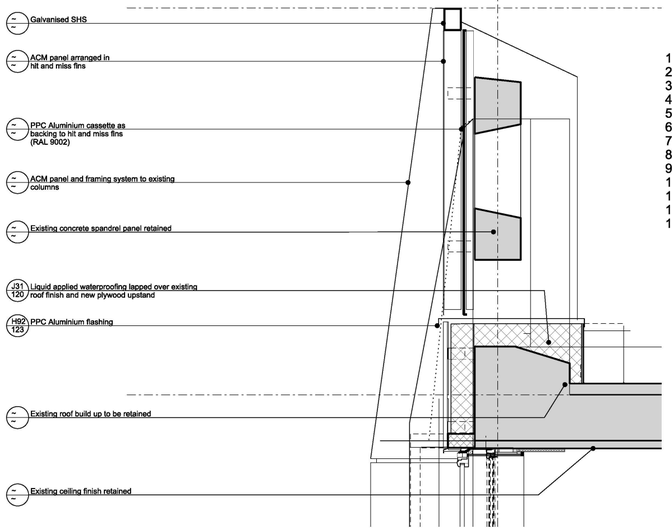

1. ALUMINIUM TILT & TURN WINDOWS
2. ALUMINIUM CURTAIN WALL, OPENING LIGHTS & GLAZED DOORS
3. ALUMINIUM COMPOSITE MATERIAL RAINSCREEN PANEL
4. ALUMINIUM INTERLOCKING PANEL RAINSCREEN
5. ALUMINIUM CASSETTE RAINSCREEN
6. ALUMINIUM CASSETTE - RAL 6018 "MAY GREEN"
7. STAINLESS STEEL - BRUSHED (LOW LEVEL)
8. STAFFORDSHIRE SLATE BLUE SMOOTH BRICK. STACK BOND
9. ALUMINIUM VENTILATION LOUVRES
10. ALUMINIUM LOUVRES AS PART OF OPENING LIGHTS
11. STEEL DOORS, PPC
12. ROLLER SHUTTER, PPC
13. EXISTING CONCRETE WALL TO ROOF PLANT ROOM

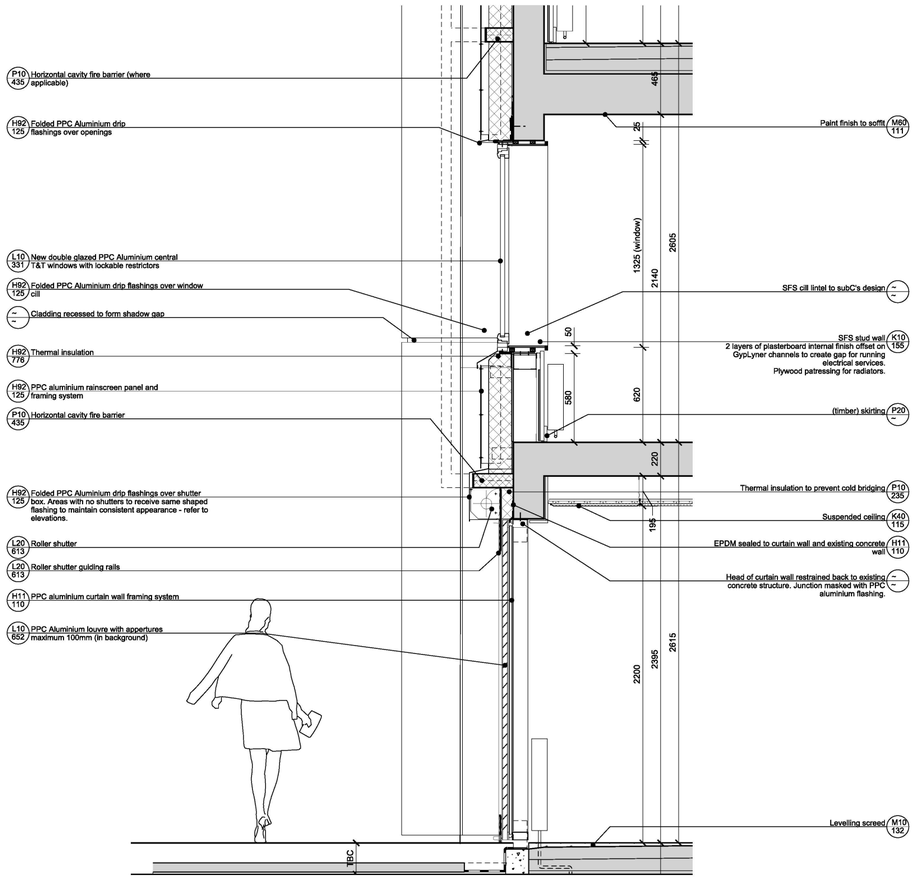

SECTION

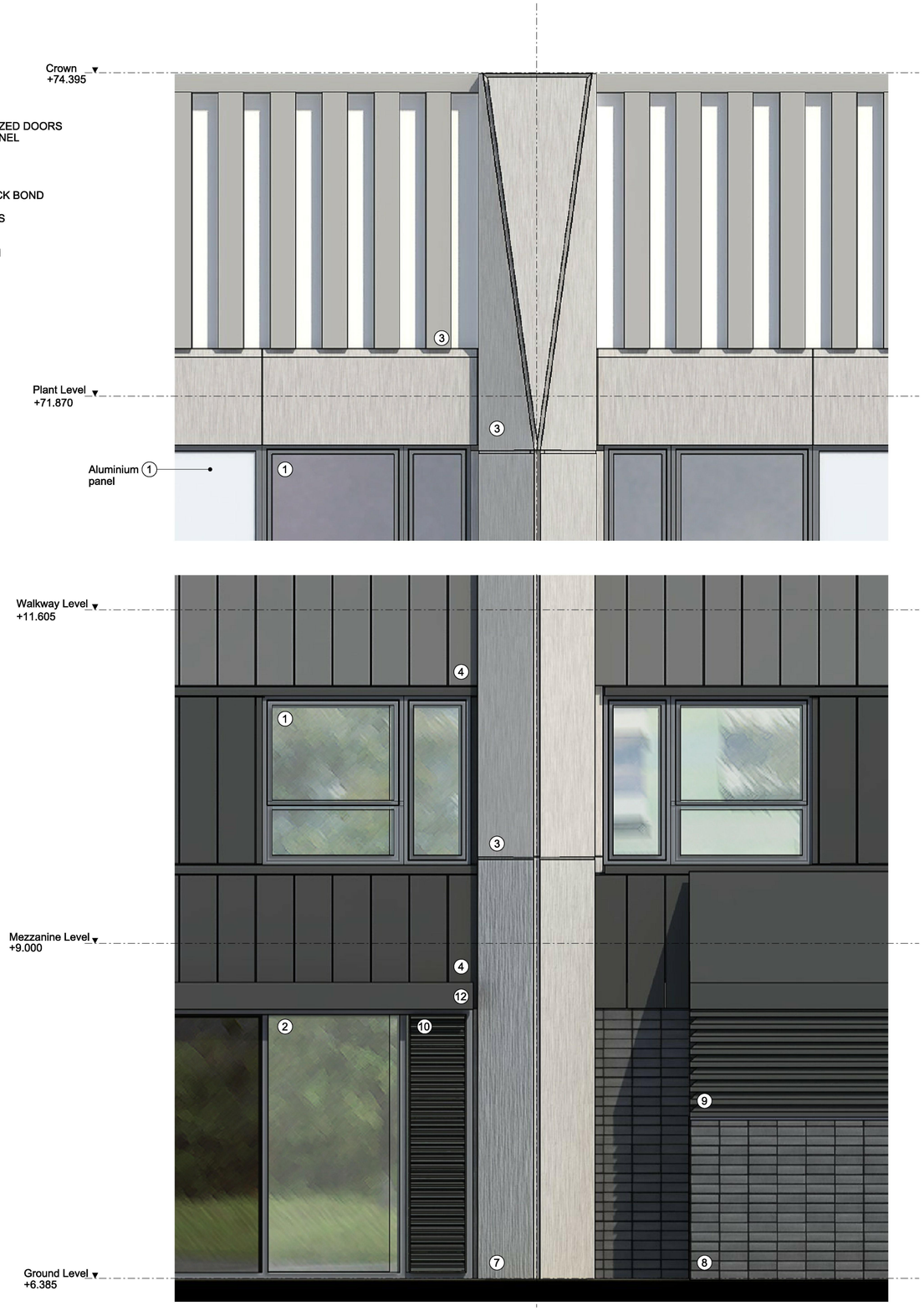

NORTH ELEVATION

NOTE

1. THIS DRAWING IS COPYRIGHT STUDIO E LLP.
2. THE CONTRACTOR MUST NOT SCALE FROM THE DRAWING ALL DIMENSIONS TO BE TAKEN FROM DIMENSION STRINGS.
3. WHERE ANY DISCREPANCIES ARE FOUND BETWEEN DIMENSIONS THESE MUST BE BROUGHT TO THE ATTENTION OF THE ARCHITECTS FOR RESOLUTION.
4. WHERE DISCREPANCIES EXIST BETWEEN REFERENCE OR ASSEMBLY DRAWINGS & DETAIL DRAWINGS, THE LATTER TAKE PREFERENCE.

Key

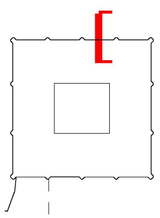

Kensington & Chelsea TMO

PLANNING

STUDIO E LLP

Palace Wharf, Rainville Road, London, W6 9HN
T: [redacted]
F: [redacted]

GRENFELL TOWER REGENERATION PROJECT
PROJECT

PLANNING DETAIL SHEET 2 BASE AND CROWN
DRAWING

1:20 @A1 — SCALE
26/06/14 — DATE

1279 PL321 — DWG. NO.
00 — ISSUE
CHECKED

RYD00000435/71

RYD00000435_0071

MATERIALS KEY

1. ALUMINIUM TILT & TURN WINDOWS
2. ALUMINIUM CURTAIN WALL, OPENING LIGHTS & GLAZED DOORS
3. ALUMINIUM COMPOSITE MATERIAL RAINSCREEN PANEL
4. ALUMINIUM INTERLOCKING PANEL RAINSCREEN
5. ALUMINIUM CASSETTE RAINSCREEN
6. ALUMINIUM CASSETTE - RAL 6018 "MAY GREEN"
7. GLASS-REINFORCED CONCRETE (LOW LEVEL)
8. STAFFORDSHIRE SLATE BLUE SMOOTH BRICK. STACK BOND
9. ALUMINIUM VENTILATION LOUVRES
10. ALUMINIUM LOUVRES AS PART OF OPENING LIGHTS
11. STEEL DOORS, PPC
12. ROLLER SHUTTER, PPC
13. EXISTING CONCRETE WALL TO ROOF PLANT ROOM



KEY ELEVATION (1:200)

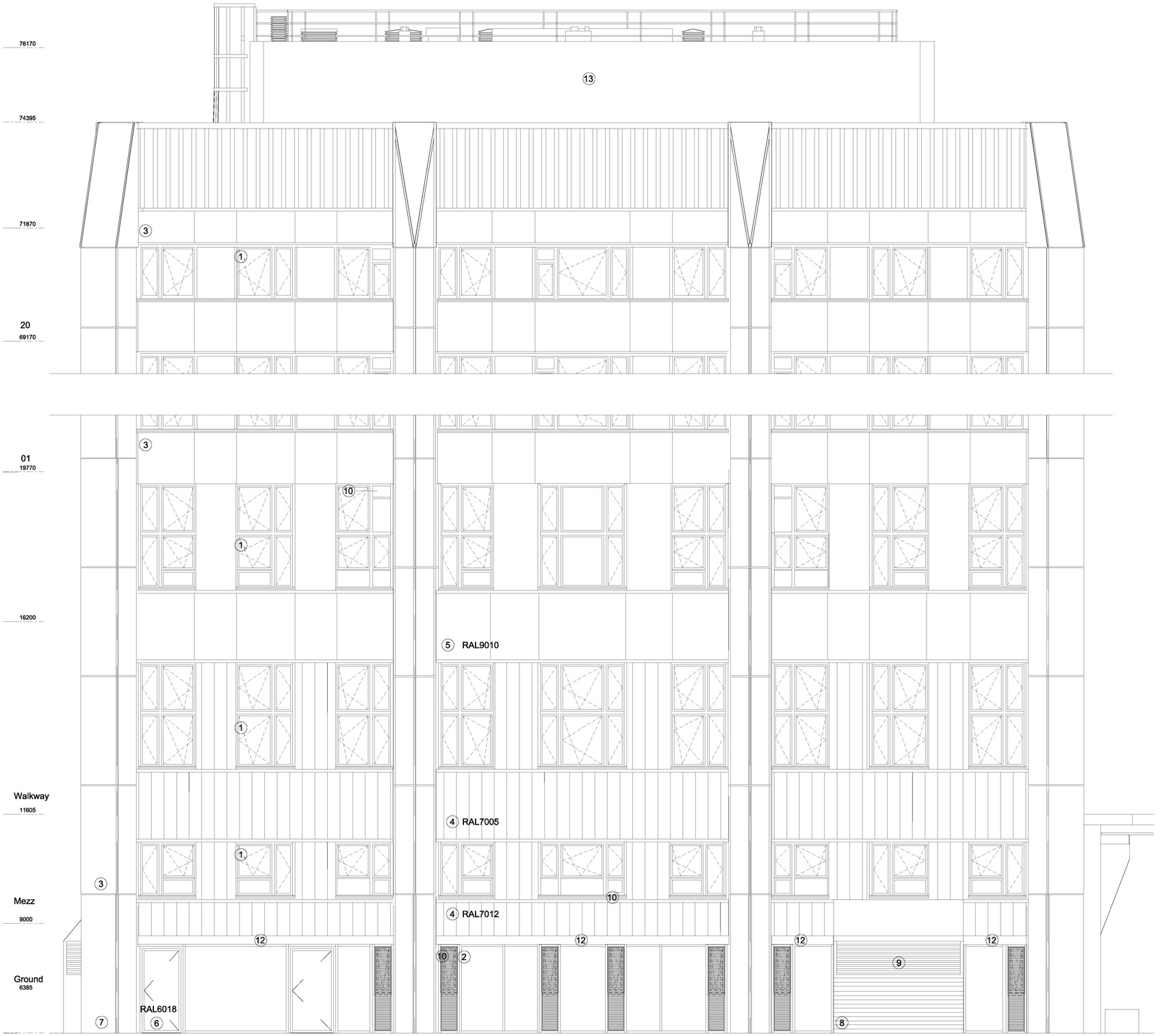

WEST ELEVATION

0 1 2 3 4 5m @ 1:50

NOTE

1. THIS DRAWING IS COPYRIGHT STUDIO E LLP
2. THE CONTRACTOR MUST NOT SCALE FROM THE DRAWING ALL DIMENSIONS TO BE TAKEN FROM DIMENSION STRINGS.
3. WHERE ANY DISCREPANCIES ARE FOUND BETWEEN DIMENSIONS THESE MUST BE BROUGHT TO THE ATTENTION OF THE ARCHITECTS FOR RESOLUTION.
4. WHERE DISCREPANCIES EXIST BETWEEN REFERENCE OR ASSEMBLY DRAWINGS & DETAIL DRAWINGS, THE LATTER TAKE PREFERENCE.

Key

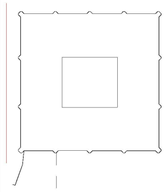

03	25/11/14	Walkway Grey Ral Amended
02	19/11/14	Small Window Opening Amended
01	05/11/14	Window openings adjusted to existing apetures

PLANNING

STUDIO **E** LLP
Palace Wharf, Rainville Road, London, W6 9HN
[redacted]

KENSINGTON AND ALDRIDGE ACADEMY
PROJECT

PROPOSED WEST ELEVATION
DRAWING

1:50 @A1 SCALE
04/11/14 DATE

1265 PL 322 DWG. NO.
03 REVISION
SE CHECKED

RYD00000435/72

MATERIALS KEY

1. ALUMINIUM TILT & TURN WINDOWS
2. ALUMINIUM CURTAIN WALL, OPENING LIGHTS & GLAZED DOORS
3. ALUMINIUM COMPOSITE MATERIAL RAINSCREEN PANEL
4. ALUMINIUM INTERLOCKING PANEL RAINSCREEN
5. ALUMINIUM CASSETTE RAINSCREEN
6. ALUMINIUM CASSETTE - RAL 6018 "MAY GREEN"
7. GLASS-REINFORCED CONCRETE (LOW LEVEL)
8. STAFFORDSHIRE SLATE BLUE SMOOTH BRICK. STACK BOND
9. ALUMINIUM VENTILATION LOUVRES
10. ALUMINIUM LOUVRES AS PART OF OPENING LIGHTS
11. STEEL DOORS, PPC
12. ROLLER SHUTTER, PPC
13. EXISTING CONCRETE WALL TO ROOF PLANT ROOM



KEY ELEVATION (1:200)

EAST ELEVATION

0 1 2 3 4 5m @ 1:50

NOTE

1. THIS DRAWING IS COPYRIGHT STUDIO E LLP.
2. THE CONTRACTOR MUST NOT SCALE FROM THE DRAWING ALL DIMENSIONS TO BE TAKEN FROM DIMENSION STRINGS.
3. WHERE ANY DISCREPANCIES ARE FOUND BETWEEN DIMENSIONS THESE MUST BE BROUGHT TO THE ATTENTION OF THE ARCHITECTS FOR RESOLUTION.
4. WHERE DISCREPANCIES EXIST BETWEEN REFERENCE OR ASSEMBLY DRAWINGS & DETAIL DRAWINGS, THE LATTER TAKE PREFERENCE.

Key

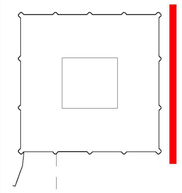

02	19/11/14	Small Window Opening Amended
01	05/11/14	Windows openings adjusted to existing apetures

Kensington & Chelsea TMO

PLANNING

STUDIO E ARCHITECTS LTD

310 Linton House, 164/180 Union Street London SE1 0LH

GRENFELL TOWER REGENERATION PROJECT

PROJECT

PROPOSED EAST ELEVATION

DRAWING

1:50 @A1 SCALE

05/11/14 DATE

1279 PL 323 DWG. NO.

02 ISSUE

CHECKED

RYD00000435/73

RYD00000435_0073

MATERIALS KEY

1. ALUMINIUM TILT & TURN WINDOWS
2. ALUMINIUM CURTAIN WALL, OPENING LIGHTS & GLAZED DOORS
3. ALUMINIUM COMPOSITE MATERIAL RAINSCREEN PANEL
4. ALUMINIUM INTERLOCKING PANEL RAINSCREEN
5. ALUMINIUM CASSETTE RAINSCREEN
6. ALUMINIUM CASSETTE - RAL 6018 "MAY GREEN"
7. GLASS-REINFORCED CONCRETE (LOW LEVEL)
8. STAFFORDSHIRE SLATE BLUE SMOOTH BRICK. STACK BOND
9. ALUMINIUM VENTILATION LOUVRES
10. ALUMINIUM LOUVRES AS PART OF OPENING LIGHTS
11. STEEL DOORS, PPC
12. ROLLER SHUTTER, PPC
13. EXISTING CONCRETE WALL TO ROOF PLANT ROOM



KEY ELEVATION (1:200)

SOUTH ELEVATION

0 1 2 3 4 5m @ 1:50

NOTE

1. THIS DRAWING IS COPYRIGHT STUDIO E LLP
2. THE CONTRACTOR MUST NOT SCALE FROM THE DRAWING ALL DIMENSIONS TO BE TAKEN FROM DIMENSION STRINGS.
3. WHERE ANY DISCREPANCIES ARE FOUND BETWEEN DIMENSIONS THESE MUST BE BROUGHT TO THE ATTENTION OF THE ARCHITECTS FOR RESOLUTION.
4. WHERE DISCREPANCIES EXIST BETWEEN REFERENCE OR ASSEMBLY DRAWINGS & DETAIL DRAWINGS, THE LATTER TAKE PREFERENCE.

Key

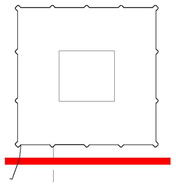

04	25/11/14	Walkway RAL Colour Amended
03	24/11/14	AOV Louvres above Main Entrance
02	19/11/14	Small Window Opening Amended
01	05/11/14	Window openings adjusted to existing apetures

PLANNING

STUDIO **E** LLP

Palace Wharf, Rainville Road, [redacted]

KENSINGTON AND ALDRIDGE ACADEMY

PROJECT

PROPOSED SOUTH ELEVATION

DRAWING

1:50 @A1 — SCALE

05/11/14 — DATE

1265 PL 324 — DWG. NO.

04 — REVISION

SE — CHECKED

RYD00000435/74

RYD00000435_0074

MATERIALS KEY

1. ALUMINIUM TILT & TURN WINDOWS
2. ALUMINIUM CURTAIN WALL, OPENING LIGHTS & GLAZED DOORS
3. ALUMINIUM COMPOSITE MATERIAL RAINSCREEN PANEL
4. ALUMINIUM INTERLOCKING PANEL RAINSCREEN
5. ALUMINIUM CASSETTE RAINSCREEN
6. ALUMINIUM CASSETTE - RAL 6018 "MAY GREEN"
7. GLASS-REINFORCED CONCRETE (LOW LEVEL)
8. STAFFORDSHIRE SLATE BLUE SMOOTH BRICK. STACK BOND
9. ALUMINIUM VENTILATION LOUVRES
10. ALUMINIUM LOUVRES AS PART OF OPENING LIGHTS
11. STEEL DOORS, PPC
12. ROLLER SHUTTER, PPC
13. EXISTING CONCRETE WALL TO ROOF PLANT ROOM



KEY ELEVATION (1:200)

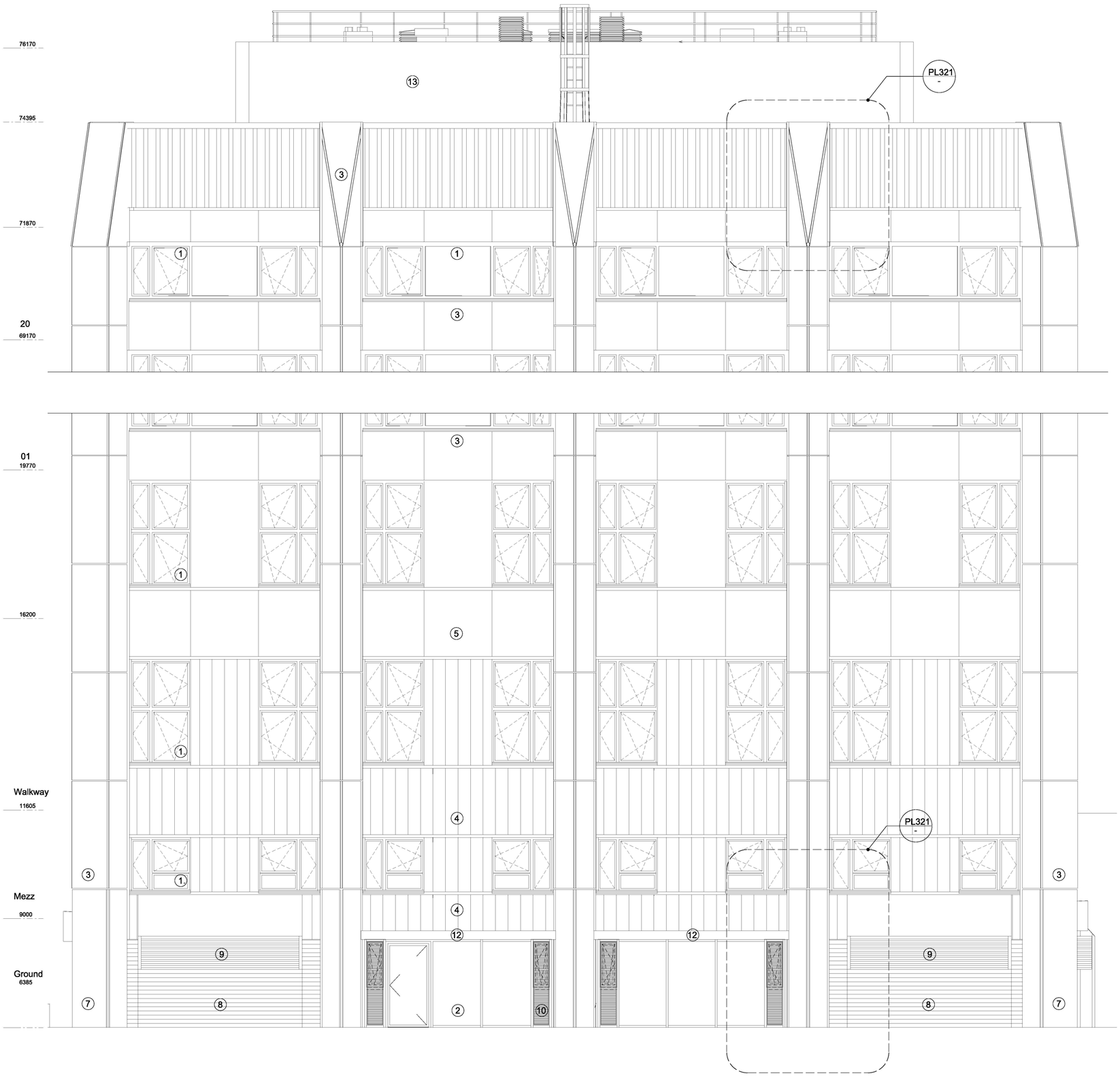

NORTH ELEVATION

NOTE

1. THIS DRAWING IS COPYRIGHT STUDIO E LLP.
2. THE CONTRACTOR MUST NOT SCALE FROM THE DRAWING ALL DIMENSIONS TO BE TAKEN FROM DIMENSION STRINGS.
3. WHERE ANY DISCREPANCIES ARE FOUND BETWEEN DIMENSIONS THESE MUST BE BROUGHT TO THE ATTENTION OF THE ARCHITECTS FOR RESOLUTION.
4. WHERE DISCREPANCIES EXIST BETWEEN REFERENCE OR ASSEMBLY DRAWINGS & DETAIL DRAWINGS, THE LATTER TAKE PREFERENCE.

Key



02	19/11/14	Small Window Opening Amended
01	05/11/14	Window openings adjusted to existing apetures

Kensington & Chelsea TMO

PLANNING

STUDIO E ARCHITECTS LTD

310 Linton House, 164/180 Union Street London SE1 0LH

GRENFELL TOWER REGENERATION PROJECT

PROJECT

PROPOSED NORTH ELEVATION

DRAWING

1:50 @A1 — SCALE

05/11/14 — DATE

1279 PL 325 — DWG. NO.

02 — ISSUE

CHECKED

RYD00000435/75

RYD00000435_0075