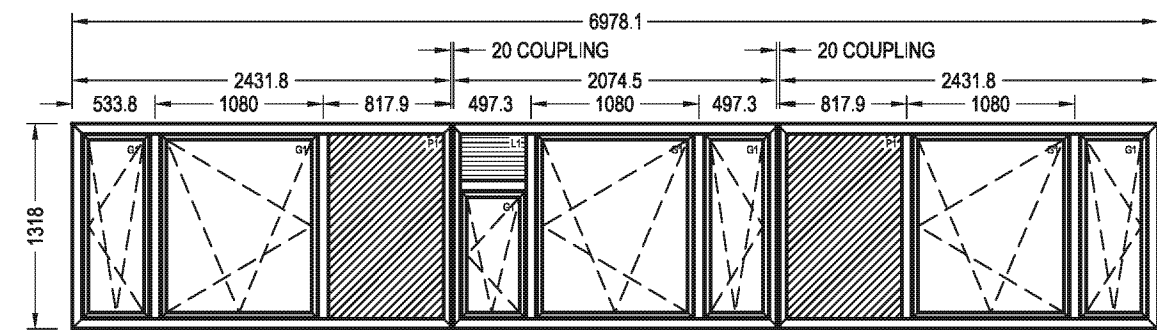
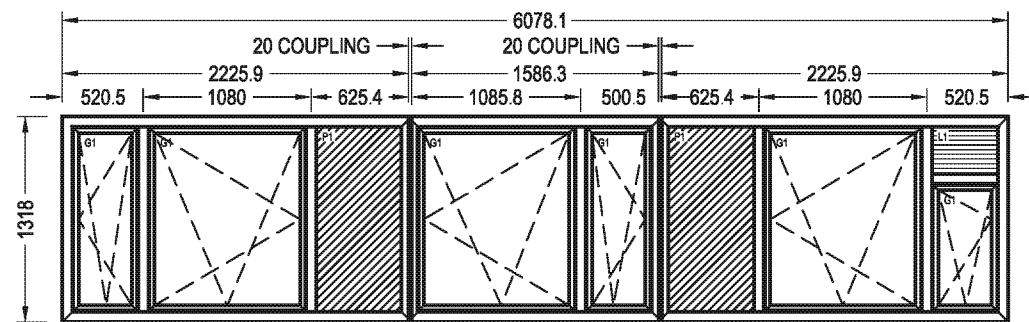


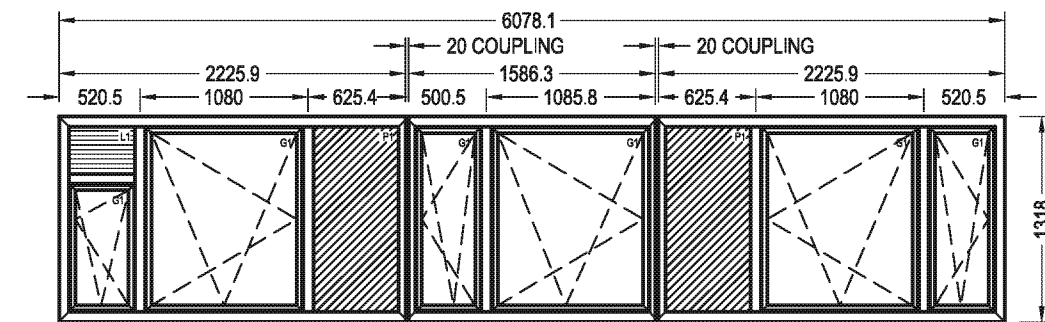
TYPE 10A
TYPE 10B
TYPE 10C
20 OFF - WEST



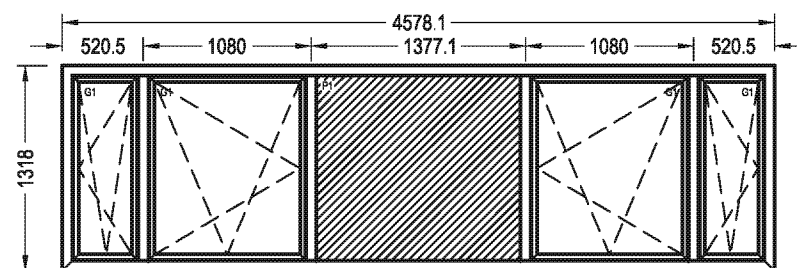
TYPE 10A
TYPE 10D
TYPE 10C
20 OFF - EAST



TYPE 11A
TYPE 11B
TYPE 11C
40 OFF - EAST & WEST



TYPE 11D
TYPE 11E
TYPE 11F
40 OFF - EAST & WEST



TYPE 1
160 OFF - NORTH & SOUTH

SYSTEM - METAL TECHNOLOGY 5-20 HI+
FINISH - DUAL COLOUR PPC
GLAZING - 28MM

DIMENSIONS NOTIONAL, ONLY TO BE
USED FOR COSTING AT THIS STAGE

ISSUED FOR
APPROVAL

FILE 855..

-	-	-
-	-	-
-	-	-
Rev	Date	Notes

Description:

ELEVATIONS
LEVELS 1 TO 20

Project:

GRENfell TOWER
GRENfell RD, LONDON. W11 1TQ

Drawn By:
bd KVL

Date:
20.08.14

Scale:
1:50@A3

harley
HARLEY HOUSE
BROOKLANDS PARK
FARNINGHAM ROAD
CROWBOROUGH
EAST SUSSEX
TN6 2JD
Tel: [REDACTED]

Drawing No:
C1059-SK04

Rev:
-